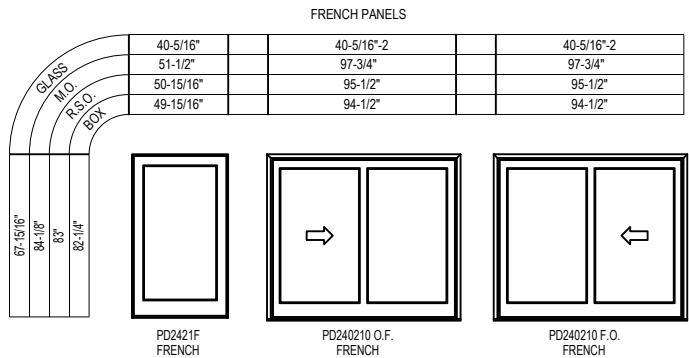
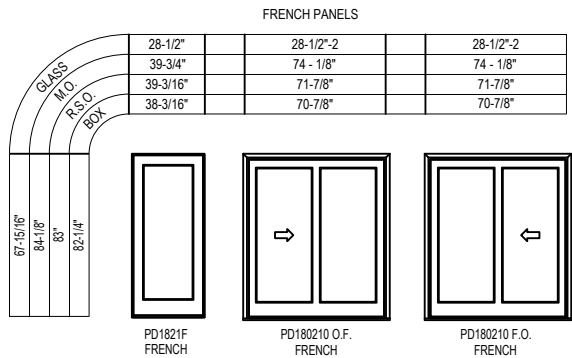
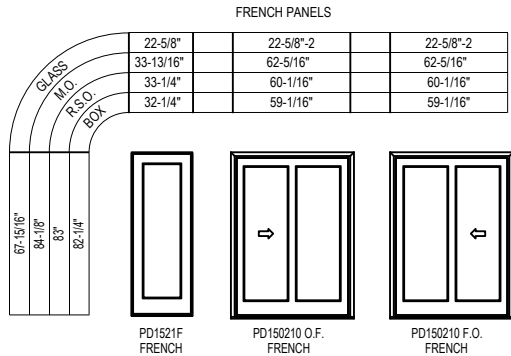


French Patio Door Single Unit - Elevation Chart



Notes:

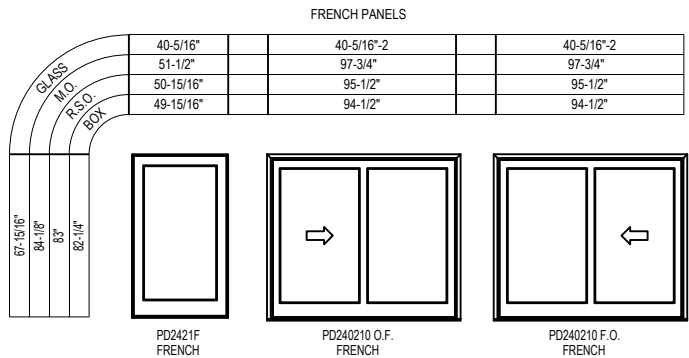
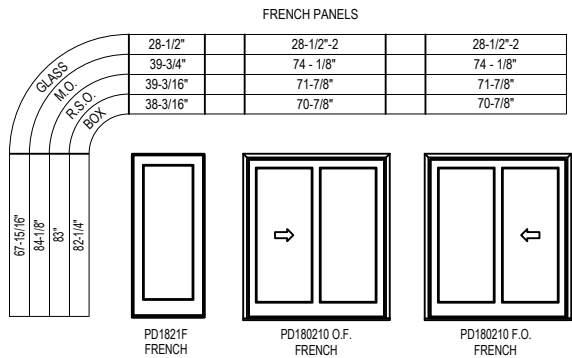
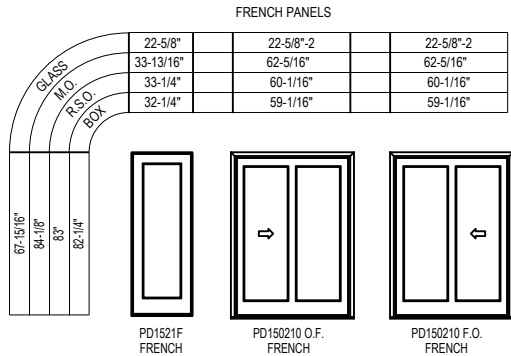
R.S.O. for additional combinations equals the sum of the unit size widths plus 1" and the sum of the unit heights plus 3/4".

M.O. for additional combinations is the brick mold width or height plus 1/2".

R.S.O. for stacked combinations mullied two or more wide and over 84" in width or height, it is recommended to add 11/16" filler for each stacked layer in height.

X:\Marc\Logo\NorwoodLogo-RGB.png

French Patio Door Single Unit - Elevation Chart



Notes:

R.S.O. for additional combinations equals the sum of the unit size widths plus 1" and the sum of the unit heights plus 3/4".

M.O. for additional combinations is the brick mold width or height plus 1/2".

R.S.O. for stacked combinations mullied two or more wide and over 84" in width or height, it is recommended to add 11/16" filler for each stacked layer in height.

X:\Marc\Logo\NorwoodLogo-RGB.png