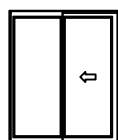
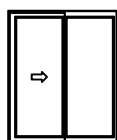


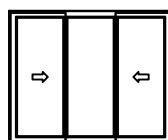
# Wood Glider - Elevations

[illegible]

FIXED / OPERATING



OPERATING / FIXED



DOUBLE END OPERATING

Notes:

Norwood Wood Glider windows are available as a fixed/operating, operating/fixed or double end operating venting unit as viewed from the exterior.

R.S.O. for additional combinations equals the sum of the unit size widths plus 1" and the sum of the unit heights plus 1 1/4".

M.O. for additional combinations is the brick mold width or height plus 1/2".

R.S.O. for stacked combinations mulled two or more wide and over 84" in width or height, it is recommended to add 11/16" filler for each stacked layer in height.

**NORWOOD**  
WINDOWS & DOORS