

38+
Since 1983

FALL & WINTER 2022

\$40 SAVINGS

PRICES IN EFFECT UNTIL DECEMBER 31ST, 2022

KING INDUSTRIAL **USE WHAT THE PROS USE**

HOLMES & HOLMES



- Woodworking
- Fabrication
- Metalworking
- Tooling/Supplies

Locations: Dartmouth, Moncton,
Saint John & St. John's
Phone: 1800-498-7779
Web: stellarindustrial.ca
E-Store: shop.stellarindustrial.ca
E-Mail: sales@stellarindustrial.ca

12" BENCH & 15" FLOOR VARIABLE SPEED DRILL PRESSES

Mechanical variable speed system
Digital Readout

KC-12HS-VS
• Powerful 1/2 HP, 5 Amp. motor
• Variable speeds (580 - 3200 RPM)
\$459.99

KC-15HS-VS
• Powerful 3/4 HP, 8.6 Amp. motor
• Variable speeds 2 (280 - 1100/ 900-3300) RPM
\$699.99

6" BENCHTOP JOINTER WITH HELICAL CUTTERHEAD
KC-6HJC
\$425.

Powerful 1 HP motor
HELICAL CUTTERHEAD WITH 12 CUTTER INSERTS

- Comes 2 safety push blocks, cutter insert adjustment
- Torx key and adjustment hex. keys
- Cutterhead speed 12,000 RPM

8" BENCHTOP JOINTER WITH HELICAL CUTTERHEAD
KC-8HJC
\$625.

Powerful 1 HP motor
HELICAL CUTTERHEAD WITH 16 CUTTER INSERTS

10" BENCHTOP JOINTER WITH HELICAL CUTTERHEAD
KC-10HJC
Powerful 1 HP motor
HELICAL CUTTERHEAD WITH 22 CUTTER INSERTS
\$999.

Replacement cutter inserts **KW-104** (see p.4)

NEW

REPLACEMENT HELICAL CUTTER INSERT KIT (10 PCS)
KW-204
FITS: KC-6HJC, KC-8HJC & KC-13HPC
\$99.99

13" PLANER WITH HELICAL CUTTERHEAD
KC-13HPC
• Powerful 1.5 Amp. motor
• Pre-set depth stops for repeat cuts at 1/8", 1/4", 1/2", 3/4", 1", 1-1/4", 1-1/2" and 1-3/4"

HELICAL CUTTERHEAD WITH 26 CUTTER INSERTS
\$699.99

12" x 18" VARIABLE SPEED WOOD LATHE
KWL-1218VS
1 HP high performance DC motor
\$699.99

- Variable speed from 450 - 3,800 RPM
- Comes complete with 3" faceplate, 6" & 12" tool rests with 5/8" post diameter, MT#2 spur centre and MT#2 heavy-duty live centre, safety goggles, knock-out rod, tool storage rack, screwdriver and 4 hex. keys

1200 CFM DUST COLLECTORS

- Noise level reading at 36": 66-77dB
- Static pressure (inch of water): 9.5
- Dust port opening: 2 x 4" / 1 x 6"

KC-310SC
\$549.

KC-310SC/KDCF-3500
\$799.

1 MICRON FELT UPPER BAG
12 Amp. @ 110V
6 Amp. @ 220V
1 MICRON CANISTER FILTER

93" WOOD CUTTING BANDSAW BLADES

Model	Length	Width	TPI	Thickness	Price
KBB-1418-14	93"	1/8"	14	.025"	\$22.99
KBB-1412-6	93"	1/4"	6	.025"	\$22.99
KBB-1436-10	93"	3/16"	10	.025"	\$22.99
KBB-1438-6	93"	3/8"	6	.025"	\$22.99
KBB-1412-6	93"	1/2"	6	.025"	\$22.99
KBB-1412-8	93"	1/2"	8	.025"	\$22.99
KBB-1434-4	93"	3/4"	4	.025"	\$22.99

OPTIONAL BED EXTENSION EXT-1218VS
Bed extension increases the spindle turning capacity to 44"
\$139.99

14" WOOD CUTTING BANDSAW WITH RIP FENCE AND RESAW GUIDE
KC-1433FXR
• 7.5 Amp. motor

RF-1433R
With the purchase of # KC-1433FXR
\$139.99

RISER BLOCK KIT KW-049
Comes complete with a 105" blade
\$139.99

NEOPRENE WHEEL PROTECTOR FOR 14" WOOD BANDSAWS
KW-094
\$22.99

***\$1099.99**
* After \$40.00 mail-in rebate Sale price
\$1139.99 Taxes payable on price before rebate

10" CABINET TABLE SAWS

- Riving knife system for maximum operator safety
- Comes with 10" x 40 tooth carbide tipped saw blade, cast-iron miter gauge, standard and dado inserts, push stick, storage hooks and hex. keys

2.5 HP (9.6 Amp @ 230V)

KC-10KX/U30 30" RIP
***\$1999.**
* After \$40.00 mail-in rebate Sale price
\$2039.00 Taxes payable on price before rebate

KC-10KX/U50 50" RIP
***\$2059.**
* After \$40.00 mail-in rebate Sale price
\$2099.00 Taxes payable on price before rebate

OPTIONAL OVERARM BLADE COVER SYSTEM WITH DUST COLLECTION
XL-1014
\$549.99

OPTIONAL 1 1/2" VACUUM HOSE KIT
KW-161
\$99.99

OPTIONAL MELAMINE EXTENSION TABLE KIT EXT-5052
Fits: KC-10JCS, & KC-26FXT, KC-10KX
\$229.

INDUSTRIAL RIP FENCE SYSTEMS
XL-U30 30" RIP
\$449.

XL-U50 50" RIP
\$499.

HEAVY-DUTY UNIVERSAL MOBILE BASE FOR TABLE SAWS
KMB-1390X
900 lbs. Max.
\$279.99

TABLE SAWS & ACCESSORIES

10" CABINET SAWS

Comes with riving knife, industrial "Tru-Rip" T-square rip fence system for precision cuts, laminated melamine extension table, 2 sturdy adjustable supporting legs for extension table (KC-26FXT/i50/5052 only), cast iron miter gauge with adjustable aluminum fence and flip stop, standard and dado insert

Powerful 3 HP (220V)



TRU-RIP
Industrial Rip Fence

10" EXTREME CABINET SAW WITH RIVING KNIFE BLADE GUARD SYSTEM INCLUDING ROUTER TABLE AND SLIDING TABLE ATTACHMENTS

- Model KC-26FXT shown here with router table attachment model KRT-100 and sliding table attachment model KST-101
- These router table and sliding table attachments fit most table saws having a 27" deep table

Powerful 3 HP (220V)



KC-26FXT/i30/30
30" RIP

*** \$3299.**

* After \$40.00 mail-in rebate Sale price \$3339.00 Taxes payable on price before rebate

KC-26FXT/i50/5052
50" RIP

*** \$3399.**

* After \$40.00 mail-in rebate Sale price \$3439.00 Taxes payable on price before rebate

KC-26FXT-i30-DELUXE

*** \$4999.**

* After \$40.00 mail-in rebate Sale price \$5039.00 Taxes payable on price before rebate

12" RADIAL ARM SAW

KC-12RAS

(220V, 1 PHASE)

- Powerful 2 HP, 220V single phase motor
- Precision indexing with positive stops at 22.5°, 45° and 90° for accurate bevel cuts
- Two 4" Dust chute for dust collector hook-up
- Includes 12" negative rake blade, blade arbor laser guide attachment, adjustment wrenches and hex. keys



\$3999.

30" INDUSTRIAL RIP FENCE SYSTEM
KRF-i30




\$499.

50" INDUSTRIAL RIP FENCE SYSTEM
KRF-i50



\$549.

INDUSTRIAL SLIDING TABLE ATTACHMENT
KST-101



\$1299.

INDUSTRIAL ROUTER TABLE AND FENCE ATTACHMENT
KRT-100



\$899.

TENONING JIG
K-1500
Fits cabinet saws and contractor saws



\$149.

8" DADO BLADE SET

KSC-8000

- Carbide-Tipped 24 tooth ATB-R Dado blades
- Cuts grooves from 1/8" to 13/16" wide
- 5/8" Arbor, 7,000 RPM max.
- Comes with 14 pc. Dado Shim Set, wooden carrying case



\$119.99

KING INDUSTRIAL

\$349.99

6-1/2"

VARIABLE

SPEED PLUNGE

CUT TRACK SAW

KC-8365

- Powerful 12 Amp. 120V variable speed "soft-start" motor with "constant torque" technology
- Comes with efficient 1L dust management system, dust bag, dust chute, set of carbon brushes and hex. key with cord storage

This Plunge Cut Track Saw accepts Makita®, Dewalt®, Kreg® or Festool® 6-1/2" x 20mm arbor blades

OPTIONAL Accessories

50" Track



2 KW-300 \$79.99

Storage Bag



KW-301 \$29.99

Track Connector kit



KW-302 \$29.99

2 Pc. Clamp Kit



KW-303 \$39.99

10" JOBSITE SAW WITH FOLDING STAND

KC-5100NS

- Blade tilts 0° to 45°
- Comes with 10" x 40 tooth blade, rip fence, miter gauge, Standard and Dado table inserts, push stick and wrenches

15 Amp. motor
4400 RPM



\$469.99

10" WOOD BANDSAW

KC-1002C

- Powerful 1/2 HP 120V motor
- Table size with extensions 13-3/8" x 13-1/8"
- Dust chute accepts 2", 2-1/2" and 4" dust collector hoses
- Comes complete with miter gauge, rip fence, adjustment wrench and hex. keys



\$399.99

Model	Length	Width	TPI	Thickness	Price
KBB-1018-14	67 1/2"	1 7/8"	14	.020"	\$22.99
KBB-1014-6	67 1/2"	1 1/4"	6	.020"	\$22.99
KBB-1038-6	67 1/2"	3/8"	6	.020"	\$22.99
KBB-1012-6	67 1/2"	1/2"	6	.020"	\$22.99

WOOD BANDSAWS & ACCESSORIES

12" WOOD BANDSAW

KC-1202FX

- Powerful 3/4 HP 120V motor
- Large 18-7/8" x 15-3/8" tilting table with rack & pinion adjustment
- Circle cutting guide for diameters up to 23-1/2"
- Dust chute accepts 2", 3" and 4" dust collector hoses
- Comes complete with cast aluminum miter gauge, rip fence with 5" high face, push stick, adjustment wrench and hex. keys



\$799.

Model	Length	Width	TPI	Thickness	Price
KBB-1218-14	88 3/16"	1 7/8"	14	.025"	\$22.99
KBB-1236-10	88 3/16"	3/16"	10	.025"	\$22.99
KBB-1214-6	88 3/16"	1/4"	6	.025"	\$22.99
KBB-1238-6	88 3/16"	3/8"	6	.025"	\$22.99
KBB-1212-6	88 3/16"	1/2"	6	.025"	\$22.99

14" WOOD BANDSAW

KC-1402FX

- Powerful 1 HP 120V motor
- Large 21-3/8" x 15-5/8" cast iron tilting table with rack & pinion adjustment
- Dust chute accepts 2", 3" dust collector hoses
- Comes complete with cast aluminum miter gauge, rip fence with 5" high face, push stick, adjustment wrench and hex. keys



Blade tension meter can be seen through conveniently placed window



Quick release lever blade tension system

***\$999.99**

* After \$40.00 mail-in rebate Sale price \$1039.99 Taxes payable on price before rebate

Model	Length	Width	TPI	Thickness	Price
KBB-1318-14	100 5/8"	1 7/8"	14	.025"	\$26.99
KBB-1336-10	100 5/8"	13/16"	10	.025"	\$26.99
KBB-1314-6	100 5/8"	1/4"	6	.025"	\$26.99
KBB-1338-6	100 5/8"	3/8"	6	.025"	\$26.99
KBB-1312-6	100 5/8"	1/2"	6	.025"	\$26.99
KBB-1334-4	100 5/8"	3/4"	4	.025"	\$26.99

14" WOOD BANDSAW WITH 12" RESAW CAPACITY

KC-1502FXB

- 2 speeds (2300-3250) SFPM
- Cast-iron table tilts 45° to the right
- Motor, blade, miter gauge and precision "TRU-RIP" aluminum rip fence with resaw guide included

20" x 16" cast iron table

12.8 Amp. @ 110V - 6.2 Amp. @ 220V
Pre-wired to 110V



\$2299.

220VOLT CONVERSION KIT
KW-220-1502
For: KC-1502FXB

\$99.99

17" WOOD BANDSAW

KC-1702FXB

- 2 speeds (1600/3300) SFPM
- Rack and pinion height adjustment system
- Cast-iron table tilts 10° to the left & 45° to the right
- Miter gauge system

17" x 17" cast iron table

14Amp. @ 110V - 7 Amp. @ 220V
Pre-wired to 110V



\$2399.

21" WOOD BANDSAW

KC-2102FXB

- 2 speeds (1890/3800) SFPM
- Cast-iron table tilts 10° to the left & 45° to the right
- Rack and pinion height adjustment system
- Miter gauge system

21" x 21" cast iron table

16Amp. @ 110V - 8 Amp. @ 220V
Pre-wired to 220V



\$2999.

17" VARIABLE SPEED WOOD & METAL CUTTING BANDSAW

KC-1700WM-VS

- Variable speeds (wood): 540-3600 SFPM
- Variable speeds (metal): 100-650 SFPM
- Voltage (input power): 220V, 1 phase, 60 Hz
- Cast-iron table tilts 5° to the left & 45° to the right

23 1/2" x 17" cast iron table

2 HP 7 Amp. @ 220V



\$4699.

Model	Length	Width	TPI	Thickness	Price
KBB-1514-6	112"	1 1/4"	6	.025"	\$22.99
KBB-1538-6	112"	3/8"	6	.025"	\$22.99
KBB-1512-4	112"	1/2"	4	.025"	\$22.99
KBB-1534-3	112"	3/4"	3	.025"	\$22.99
KBB-1510-2	112"	1"	2	.032"	\$22.99

Model	Length	Width	TPI	Thickness	Price
KBB-1714-6	131 5/8"	1 1/4"	6	.025"	\$28.99
KBB-1738-6	131 5/8"	3/8"	6	.025"	\$28.99
KBB-1712-4	131 5/8"	1/2"	4	.025"	\$28.99
KBB-1734-3	131 5/8"	3/4"	3	.025"	\$28.99
KBB-1710-2	131 5/8"	1"	2	.032"	\$28.99

Model	Length	Width	TPI	Thickness	Price
KBB-2114-6	152 1/8"	1 1/4"	6	.025"	\$29.99
KBB-2138-6	152 1/8"	3/8"	6	.025"	\$29.99
KBB-2112-4	152 1/8"	1/2"	4	.025"	\$29.99
KBB-2134-3	152 1/8"	3/4"	3	.032"	\$39.99
KBB-2110-2	152 1/8"	1"	2	.032"	\$39.99

Comes with: a 1/2" x 6 TPI wood cutting blade, 1/2" x 10 TPI metal cutting blade, laser guide, work lamp, miter gauge and a precision "TRU-RIP"

13" PLANER / MOULDER

KC-235PM

- Powerful 1.5 HP motor
- Double drive belt system
- 6 1/8" max. planing / moulding thickness



**10 PC.
MOULDING
KNIFE SET
K-4509K**
ALSO AVAILABLE:
20 INDIVIDUAL
MOULDING
KNIFE SETS

\$279.

H.S.S. PLANER KNIVES

13"

KKC-13PM
Fits: KC-235PM

\$89.99

15"

KKC-15

\$99.99

20"

KKC-20

\$159.99



\$1999.

PLANERS WITH SPIRAL CUTTERHEADS


15" PLANER WITH SPIRAL CUTTERHEAD

KC-390FX

- Powerful 3 HP motor (220V motor)
- A spiral cutterhead is 50% quieter than a conventional cutterhead
- Anti-kickback fingers in front of the infeed roller to prevent wood kickback
- Magnetic safety switch
- Comes complete with cabinet stand and 4" dust collector outlet



**4 Row spiral
cutterhead with
74 replaceable
cutter inserts**



\$3399.

20" PLANER WITH SPIRAL CUTTERHEAD

KC-526FX

- Powerful 5 HP motor (220V motor)
- A spiral cutterhead is 50% quieter than a conventional cutterhead
- Anti-kickback fingers in front of the infeed roller prevents wood kickback
- Magnetic safety switch
- Comes with knife setting gauge and 5" dust chute



**4 Row spiral
cutterhead with
98 replaceable
cutter inserts**



\$4999.

PLANERS



15" PLANER

KC-382CFX

- 3 HP motor
- 6" max planing thickness
- Includes cabinet stand, planing knife, setting gauge and 4" dust collector outlet

\$1949.



15" PLANER

KC-385FX

- 3 HP motor
- 8" max planing thickness
- Includes cabinet stand, planing knives, knife setting gauge and 4" dust collector outlet

*** \$2099.**

* After \$40.00 mail-in rebate
Sale price \$2139.00 Taxes payable on price before rebate

EXTENDABLE & FLEXIBLE CONVEYOR ROLLER TABLE

KRRS-109



- Extends from 19" to 52"
- Raises from 24" to 45"
- 300 lbs. max. capacity

\$369.99



20" HEAVY-DUTY PLANER

KC-520C

- Powerful 5 HP (220V motor)
- Cuts per inch : 104-83
- Feed rate: (16-20 FPM)
- 8" max. planing thickness
- Magnetic safety switch

\$3399.



CARBIDE CUTTER INSERT KITS

KW-140

- Carbide inserts cut on all 4 sides
- Cutter size: 14mm x 14mm x 2mm
- Fits: KC-526FX / KC-530FX / KC-630FX-2 / KC-630FX-6

KW-104

- Carbide inserts cut on all 4 sides
- Cutter size: 15mm x 15mm x 2.5mm
- Fits: KC-10HJC / KC-525FX / KC-530FXR / KC-12HJPC



**\$109.
EA.**

FOLDING ROLLER STAND

KRS-102

- Stand height is adjustable from 27" to 44"



\$29.99

3 in 1 FOLDING ROLLER STAND

KRS-108

- Stand height is adjustable from 27" to 44"



\$39.99

JOINTERS

6" JOINTER

KC-61FX

- Powerful 1 HP motor
- 6 3/4" x 46" table size
- 29" x 5" fence size



\$999.

6" JOINTER WITH SPIRAL CUTTERHEAD

KC-65FX

- Powerful 1 HP motor
- A spiral cutterhead makes 50% less noise

4 Row spiral cutterhead with 26 replaceable cutter inserts



\$1599.

6" PARALLELOGRAM JOINTER

KC-70FX

- Powerful 2 HP motor
- 6" x 55 1/2" table size
- 36" x 5" fence size



\$1299.

6" PARALLELOGRAM JOINTER WITH SPIRAL CUTTERHEAD

KC-75FX

- Powerful 2 HP motor
- A spiral cutterhead makes 50% less noise

4 Row spiral cutterhead with 32 replaceable cutter inserts



\$1899.

MAGNETIC & MICRO ADJUSTABLE KNIFE JIG ALIGNMENT KIT

KKC-50

\$79.99



KNIFE JIG ALIGNMENT KIT

KKC-60

\$49.99



For Jointers

EXTENDABLE UNIVERSAL MOBILE BASE

KMB-1250

\$69.99



500 lbs. Max.

INDUSTRIAL MOBILE BASE

KMB-1290

\$129.99



900 lbs. Max.

8" INDUSTRIAL JOINTER

KC-203C

- Powerful 2 HP motor
- 9" x 73" table size
- 35" x 5" fence size



\$1699.

H.S.S. & CARBIDE JOINTERS KNIVES

Model	Blade Material	Size	Unit / Kits	Price
KKC-6	H.S.S.	6"	3	\$39.99
KKC-8	H.S.S.	8"	3	\$59.99
KKC-120	H.S.S.	12"	3	\$99.99
KKC-6-CB	Carbide	6"	3	\$219.99
KKC-8-CB	Carbide	8"	3	\$259.99

8" PARALLELOGRAM JOINTER

KC-80FX

- Powerful 2 HP motor
- 8" x 76 1/2" table size
- 36" x 5" fence size



\$1899.

8" PARALLELOGRAM JOINTER WITH SPIRAL CUTTERHEAD

KC-85FX

- Powerful 2 HP motor
- A spiral cutterhead makes 50% less noise

4 Row spiral cutterhead with 36 replaceable cutter inserts



\$2499.

12" PARALLELOGRAM JOINTER

KC-120FX (220V, 1 phase, 60Hz)

KC-120FX-5 (550V, 3 phase, 60Hz)

- Powerful 3 HP motor
- 84" x 13" table size
- 36" x 5" fence size



\$3999.

12" PARALLELOGRAM JOINTER WITH SPIRAL CUTTERHEAD

KC-125FX (220V, 1 phase, 60Hz)

KC-125FX-5 (550V, 3 phase, 60Hz)

- Powerful 3 HP motor
- Easy set-up (Carbide cutter inserts)
- A spiral cutterhead makes 50% less noise

\$4599.

4 Row spiral cutterhead with 52 replaceable cutter inserts




12" INDUSTRIAL JOINTER/PLANER WITH SPIRAL CUTTERHEAD

KC-12HJPC

- Powerful 3 HP motor
- A spiral cutterhead makes 50% less noise
- Large 43" x 6" aluminum extruded fence pivots 0-45°
- Comes with 2 push blocks, set of 5 replacement cutter inserts, 2 T25 Torx screwdrivers and adjustment hex. keys

COMBO



Shown here in planer mode

5 Row spiral cutterhead with 60 replaceable cutter inserts



\$4499.

OSCILLATING SPINDLE SANDERS & ACCESSORIES

OSCILLATING SPINDLE SANDER

KC-OVS-TL

- Table can be tilted downwards up to a maximum of 45° to allow the sanding of beveled parts
- Comes standard with 3 spindles (1/4", 1/2" and 5/8") and 2 drums (1-1/2" and 2")

\$799.

SLEEVE KITS

5 9/16" - 1/4" to 2"

Model	Sleeve Size	Grit	Units/Kits	Price
SL-514-K-80	5/9/16" x 1/4"	80	2	\$7.99
SL-514-K-120	5/9/16" x 1/4"	120	2	\$7.99
SL-512-K-80	5/9/16" x 1/2"	80	2	\$7.99
SL-512-K-120	5/9/16" x 1/2"	120	2	\$7.99
SL-534-K-80	5/9/16" x 3/4"	80	2	\$7.99
SL-534-K-120	5/9/16" x 3/4"	120	2	\$7.99
SL-515-K-80	5/9/16" x 1 1/2"	80	2	\$7.99
SL-515-K-120	5/9/16" x 1 1/2"	120	2	\$7.99
SL-520-K-80	5/9/16" x 2"	80	2	\$7.99
SL-520-K-120	5/9/16" x 2"	120	2	\$7.99



OPTIONAL STAND
SS-OVS-TL
\$149.

SLEEVE KITS

5" x 1/4" to 9" x 4"

Model	Sleeve Size	Grit	Unit/Kit	Price
SL-525-80	5" x 1/4"	80	1	\$5.99
SL-525-120	5" x 1/4"	120	1	\$5.99
SL-638-80	6" x 3/8"	80	1	\$5.99
SL-638-120	6" x 3/8"	120	1	\$5.99
SL-612-80	6" x 1/2"	80	1	\$5.99
SL-612-120	6" x 1/2"	120	1	\$5.99
SL-658-80	6" x 5/8"	80	1	\$5.99
SL-658-120	6" x 5/8"	120	1	\$5.99
SL-934-80	6" x 3/4"	80	1	\$5.99
SL-934-120	6" x 3/4"	120	1	\$5.99
SL-910-80	9" x 1"	80	1	\$5.99
SL-910-120	9" x 1"	120	1	\$5.99
SL-915-80	9" x 1 1/2"	80	1	\$5.99
SL-915-120	9" x 1 1/2"	120	1	\$5.99
SL-920-80	9" x 2"	80	1	\$6.99
SL-920-120	9" x 2"	120	1	\$6.99
SL-930-80	9" x 3"	80	1	\$8.99
SL-930-120	9" x 3"	120	1	\$8.99
SL-940-80	9" x 4"	80	1	\$9.99
SL-940-120	9" x 4"	120	1	\$9.99

OSCILLATING SPINDLE SANDER

24 1/4" x 24 1/4"
cast iron titling table

KC-OVS-FX3

- 1" to 4" rubber drums can be fitted on both ends for full use of the entire spindle
- 4" Dust chute for dust collector hook-up
- Heavy-duty oil bath gearbox with oil level sight gauge
- 10 interchangeable spindles (1/4" x 5", 3/8" x 6", 1/2" x 6", 5/8" x 6", 3/4" x 9", 1" x 9", 1 1/2" x 9", 2" x 9", 3" x 9" and 4" x 9")
- Includes 3 interchangeable table inserts and adjustment keys

\$2299.



MAGNETIC SWITCHES

Comes with twist lock emergency stop button

KMAG-110-811	110V (8-11 Amp.)
KMAG-110-1114	110V (11-14 Amp.)
KMAG-110-1417	110V (14-17 Amp.)
KMAG-220-811	220V (8-11 Amp.)
KMAG-220-1114	220V (11-14 Amp.)
KMAG-220-1417	220V (14-17 Amp.)
KMAG-220-1721	220V (17-21 Amp.)



Comes with padlock and keys to prevent unauthorized use
\$119.99 ea.

6" x 48" BELT & 9" DISC SANDER

KC-760L

- Two 2-1/2" dust chutes with 2-1/2" to 4" adaptor for dust collector hook-up
- Comes complete with miter gauge, 2-1/2" to 4" dust chute adaptor and sturdy enclosed cabinet stand

1 HP Motor

\$559.99

9" STICK-ON ADHESIVE DISC KITS

Model	Disc size	Grit	Units/Kits	Price
SD-9-K-60	9"	60	3	\$7.99
SD-9-K-80	9"	80	3	\$7.99
SD-9-K-100	9"	100	3	\$7.99
SD-9-K-120	9"	120	3	\$7.99

6" x 48" SANDING BELT KITS

Model	Belt Size	Grit	Units/Kits	Price
SB-648-K-60	6" x 48"	60	2	\$12.99
SB-648-K-80	6" x 48"	80	2	\$12.99
SB-648-K-100	6" x 48"	100	2	\$12.99
SB-648-K-120	6" x 48"	120	2	\$12.99



6" X 48" BELT & 12" DISC SANDERS

KC-790FX

\$1899.

KC-790FX-DC

WITH BUILT-IN DUST COLLECTOR

\$1999.



Dust Collector Bag
KDCB-790 **\$39.99**



ABRASIVE CLEANER

K-1306

1 1/2" x 1 1/2" x 8



\$17.99

12" DOVETAIL JIG

K-2796

- Handles materials from 5/16" to 1 1/4" thick, and widths up to 12"
- Unit includes 1/2" aluminum template



\$119.99

OSCILLATING EDGE SANDERS

& ACCESSORIES

6" x 89" OSCILLATING EDGE SANDER

KC-689-OSC-7

- Quick belt release lever
- Comes with miter gauge, table guide and end table
- 4" Dust chute

\$1999.

6" x 89" SANDING BELTS

Model	Belt Size	Grit	Unit	Price
SB-689-60	6" x 89"	60	1	\$19.99
SB-689-80	6" x 89"	80	1	\$19.99
SB-689-100	6" x 89"	100	1	\$19.99
SB-689-120	6" x 89"	120	1	\$19.99

End table allows curved sanding operations

6" x 108" EDGE SANDER

CT-108C

- 2 HP motor
- Table size: Front 37" x 7 3/4", Side 19" x 12"
- 4" Dust chute

\$2999.

6" x 108" SANDING BELTS

Model	Belt Size	Grit	Unit	Price
SB-6108-60	6" x 108"	60	1	\$19.99
SB-6108-80	6" x 108"	80	1	\$19.99
SB-6108-100	6" x 108"	100	1	\$19.99
SB-6108-120	6" x 108"	120	1	\$19.99

Easy and convenient belt tension and tracking adjustment

6" x 108" OSCILLATING EDGE SANDER

KC-108-OSC

- Powerful 2 HP motor
- Balanced 7" rubber drive wheel and 3" crown idler wheel

\$3299.

10" WET/DRY SHARPENER KIT

KC-4900S

Heavy-duty 1.6 Amp. motor quietly rotates at 115 RPM for maximum precision during sharpening

\$229.99



OPTIONAL

4 PC. ACCESSORY KIT

KM-130

(Short knife jig, long knife jig, scissors jig & axe jig)

\$69.99



16"

OPEN DRUM SANDER


KC-1632DS

- 10 Amp. motor
- Drum speed: 1,720 RPM
- 2 1/2" dust chute
- Easy clamping sanding belt loading system

\$1699.



With its open ended design this machine can sand a **32"** wide piece in 2 passes



22"

OPEN DRUM SANDER

KC-2244DS

- Powerful 1.75 HP motor
- 22" x 5" aluminum sanding drum

\$2299.



With its open ended design this machine can sand a **44"** wide piece in 2 passes

26" X 12"

DUAL DRUM SANDER

KC-26DS

- 3 HP (220V) motor
- 2 speeds (3-20 SFPM)
- Twin 4" dust chutes
- Magnetic safety switch
- Variable feed speed

\$3799.

Two 5" aluminum sanding drums are precision balanced and driven by 2 V-belts



5" x 120" SANDING BELTS

Model	Belt Size	Grit	Unit	Price
SB-5120-80	5" x 120"	80	1	\$19.99
SB-5120-120	5" x 120"	120	1	\$19.99
SB-5120-150	5" x 120"	150	1	\$19.99
SB-5120-180	5" x 120"	180	1	\$19.99



NOVA G3 WOOD LATHE CHUCK ANNIVERSARY BUNDLE

48260

- 3-3/8" 4 jaw chuck
- 1" x 8 TPI
- 20, 50 & 100mm and Mini Cole jaw sets
- No chuck insert required

Fits: KWL-1016C,
KWL-1218VS,
KWL-1443VS




\$269.99

G3 REVERSIBLE CHUCK KIT (3-1/2")

48232C

Direct Threaded 1" x 8 TPI RH/LH.
KIT INCLUDES:
G3 Reversible Chuck,
50mm/2" Jaws, T-bar chuck key,
Woodworm screw and fastenings



\$149.99

G3 PEN TURNING CHUCK BUNDLE KIT (3-1/2")

48265C

Direct Threaded 1" x 8 TPI RH/LH.
KITS INCLUDES:
G3 Reversible Chuck,
50mm/2" Jaws, Pen Plus Jaws,
Mandrel Saver, T-bar chuck key,
Woodworm screw and fastenings



\$219.99

4 JAW /4" WOOD LATHE CHUCK

KW-100

Fits models :KWL-1016C,
KWL-1218VS & KWL-1443VS
1" x 8 FPP



\$129.99

1-1/4" x 8 TPI WOOD LATHE CHUCK ADAPTOR

KW-200

- Allows a 1" x 8 TPI wood lathe chuck to be installed on a 1-1/4" x 8 TPI wood lathe spindle
- Fits KWL-1643ABC



\$37.

8 PC. WOOD LATHE CHISEL SET

KPRO-08

Long 10" hard wood handles



\$79.99

UNIVERSAL STAND & EXTENSION FOR WOOD LATHES

SS-EXT-101

- Leveling feet for stability on uneven floors
- Made of sturdy tubular steel
- Adjustable upper supports with 1" increments
- **Optional stand extension** (mod. SS-EXT-101) provides support for wood lathes fitted with bed extensions

SS-KWL-100 & SS-EXT-101 shown here with KWL-1218VS and EXT-1218VS installed.



\$89.99

SS-KWL-100

- Leveling feet for stability on uneven floors
- Made of sturdy tubular steel
- Adjustable upper supports with 1" increments



Stand only Fits:
KWL-1016C, KWL-1218VS

SS-KWL-100 shown here with KWL-1016C installed.

\$179.99

KING INDUSTRIAL

WOOD LATHES & ACCESSORIES

8" x 13" VARIABLE SPEED WOOD LATHE

KWL-813VS

- 1/3 HP (300 Watt) DC motor
- Variable speed range of 750 to 3200 RPM
- 8" inboard swing for bowl turning
- Complete with 4-1/4" and 7" tool rests with 1/2" post diameter, 5-3/4" faceplate, MT#1 live center, MT#1 spur center, steel knock-out bar, adjustment keys and hex. keys

\$315.



10" x 16" WOOD LATHE

KWL-1016C

- 6 speeds (480, 1270, 1960, 2730, 3327, 4023) RPM
- Complete with MT#2 live center, MT#2 spur center, 3" faceplate, steel knock-out bar, hex. keys and safety glasses

\$499.99



OPTIONAL BED EXTENSION

EXT-1016

Increases the spindle turning capacity to 38"



\$139.99

14" X 43" VARIABLE SPEED WOOD LATHE WITH DIGITAL READOUT

KWL-1443VS

Pivoting headstock turns 180° and locks into position for outboard turning



- Spindle tachometer with digital readout
- Variable speed from 600 - 2,400 RPM
- Pivoting headstock turns 180°
- Quick release headstock, tailstock and tool rest assembly for easy adjustments
- Comes complete with 6" face plate, 12" tool rest with offset and base, MT#2 headstock and tailstock centres and adjustment wrenches

\$1099.99

POWER FEEDERS

KPF-30V

- 1 3/16" roller width
- 3 1/8" roller diameter

1.2 AMP. MOTOR
VARIABLE SPEED



\$699.99

KPF-32

- 3 1/8" roller diameter
- 1 3/16" roller width

2.5 AMP. MOTOR



\$1199.

KPF-34

- 4 3/4" roller diameter
- 2 1/4" roller width

6.2 AMP. MOTOR (220V)



\$1599.

HOLLOW CHISEL MORTISERS

5/8" HOLLOW CHISEL MORTISER WITH TILTING HEAD

MA-1050ST

- Powerful 3/4 HP motor
- Includes sleeve adaptors which accept 5/8" and 3/4" diameter chisel shanks
- Comes complete with mortising chisel and bit set (1/4", 5/16", 3/8" & 1/2"), 1/2" chuck and key, column mounted hold down, pair of 9 position table hold downs and quick release vise

HEAD TILTS FROM 0° TO 30° TO THE RIGHT AND LEFT

\$749.

OPTIONAL STAND SS-1050ST

\$159.

1" HOLLOW CHISEL MORTISER WITH TILTING HEAD

MA-1075ST

- Powerful 1 HP 110V/220V dual voltage motor
- 1/4" to 1" chisel and bit capacity
- Large longitudinal and transversal 19" x 12-1/2" sliding table reclamping of the workpiece
- Includes chisel adaptor bushings which accept 5/8" and 3/4" diameter chisel shanks
- Comes complete with mortising chisel and bit set (1/4", 3/8", 1/2" & 3/4"), chisel adaptor bushings, 1/2" chuck and key

HEAD TILTS FROM 0° TO 30° TO THE RIGHT AND LEFT

OPTIONAL STAND SS-1075ST

\$499.

\$2499.

INDUSTRIAL WOODWORKING SHAPER

Powerful 3 HP motor

KC-351S

- Spindle travels a full 3"
- Spindle speeds, 8,000 & 10,000 RPM
- Comes complete with 1/2" & 3/4" interchangeable spindles, 1/4" & 1/2" router bit adaptors and a miter gauge

\$2199.

3/4" UNIVERSAL SHAPER CUTTERHEAD WITH 13 INTERCHANGEABLE PROFILE CUTTERS

KW-091

\$259.99



13 -SPINDLE LINE BORING MACHINE

KC-1300BM

- Powerful 1.5 HP 110V motor
- Designed for simultaneous multi-hole line boring or drilling, ideal for cabinet makers or shelving applications
- 13 spindles spaced 1-1/4" on centre, allowing drilling up to 13 evenly spaced holes
- Fully adjustable aluminum fence with work stops at each end to line up workpiece from the right or left to perform parallel boring patterns
- Indexing pins allow correct spindle alignment for resuming line boring operations in long workpieces

Large 31-1/2" x 15-3/4" melamine table top



\$2999.

BLUM® HINGE BORING HEAD ATTACHMENT

KW-162

- Blum style 45mm-9.5mm three-hole pattern
- 3 spindle heads (rotation-2 left/1 right)
- Can be used with or without the 8mm boring bits
- Comes with 35mm hinge bring bit, 8mm boring bits (1 left/1 right), link-bar and adjustment wrench

\$849.



ADJUSTABLE HEIGHT STOP AND DEPTH STOP

ADJUSTABLE FENCE WORK STOPS AND EXTENSION WORK STOPS

REMOTE POWER CONTROL SYSTEM

RC-110

(110V)

- 120° INFRARED RAY RECEIVING ANGLE
- INCLUDES MOUNTING HARDWARE AND 2 AAA BATTERIES



\$139.99

DUST COLLECTORS & ACCESSORIES

700 CFM

KC-2405C

- Washable 1 micron upper felt dust bag for optimal air flow efficiency and reusable clear plastic lower dust bags (3)
- 4" diameter inlet port



\$479.

1200 CFM

KC-3109C

- 2 HP (220V) motor
- Improved metal impellers for maximum air flow performance
- Comes with wheel castors for portability



\$779.

CLEAR FLEXIBLE COLLAPSIBLE PVC HOSE

4" Lin. Ft. K-1033-50

\$3.99

PVC HOSE

4" Lin. Ft. K-1034-50

\$3.99

K-1035-50 5" Lin. Ft. \$5.49

4" ALUMINUM BLAST GATE K-1142

\$23.99

4" BLAST GATE K-1007

\$11.99

4" T-FITTING K-1013

\$11.99

4" Y-FITTING K-1015

\$11.99

4" ELBOW K-1017

\$11.99

4" SPLICE K-1019

\$11.99

1" - 6" UNIVERSAL ADAPTOR K-1039

\$11.99

WIRE HOSE CLAMPS 4"-K-1317

\$2.79

5"-K-1318 \$2.99

DUST COLLECTION SEPARATOR with ELBOW K-1056/ K-1017

To maximize the cyclonic air flow in the drum

\$59.99

1 MICRON CANISTER FILTER FOR 1.5, 2 & 3 HP DUST COLLECTORS

KDCF-3500

Designed to fit KING dust collectors KC-3105C, KC-3108C, KC-3109C, KC-4043C, KC-4045C and other similar dust collectors. Dimension: 19-3/4" to 20-1/4" I.D. x 25" high

\$399.99



DUST COLLECTION HOSE KIT #1

K-1054

KIT Includes:

- 4" X 10 ft. Wood Dust Collection Hose
- 4" Universal Dust Hood
- 2 x 4" Wire Hose Clamps



\$45.

DUST COLLECTION HOSE KIT #2

K-1055

KIT Includes:

- 2 x 4" blast gates
- 4" table saw dust hood
- 4" universal dust hood
- 4" Y-fitting
- 10 x 4" wire hose clamps
- 2 x 4" X 10 ft. wood dust collection hoses



\$109.99

2280 CFM

KC-4045C

- 3 HP (220V) motor
- Improved metal impellers are precision balanced and designed for maximum air flow performance
- 4" diameter dust ports accept accessory hoses for attaching up to 3 machines
- Comes with wheel castors for portability



\$999.

3980 CFM

KC-5043FX-2

5 HP (220V)

KC-5043FX-6

5 HP (600V)

- Improved metal impellers are precision balanced and designed for maximum air flow performance
- 4" diameter dust ports accept accessory hoses for attaching up to 4 machines
- Comes with wheel castors for portability



\$2999.

4" DUST COLLECTION HOOK-UP SYSTEM

27 PC



Ideal for connecting two machines to a dust collector

KW-270

27 pc Kit includes:

- 4 pc- 4" x 36" Clear tubes
- 1 pc- 4" x 7" Clear tube
- 2 pc- 4" 45 degree elbows
- 2 pc- 4" 90 degree elbows
- 7 pc- 4" adaptor fittings
- 2 pc- 4" Blast gates
- 1 pc- 4" Y-fitting
- 8 pc- retaining Brackets (including 16 screws and 16 wall plugs)

\$175.

1 MICRON FELT UPPER BAG

\$69.99

KDCB-3108T-1MIC

Fits: KC-3105C, KC-3108C & KC-3109C

CLOTH BOTTOM DUST BAG

\$49.99

KDCB-3105B

Fits KC-3105C

SEE THROUGH PLASTIC BOTTOM DUST BAG

KDCB-5

5 BAGS PER BOX

\$29.99

DUST COLLECTORS WITH 1 MICRON CANISTER FILTERS

700 CFM DUST COLLECTOR WITH CANISTER FILTER

KC-2405C/KDCF-2400

- Noise level reading at 36": 75-85 dB
- Static pressure (inch of water): 6.1
- Dust port opening: 4"

1 HP
7 Amp. @ 120V



\$679.99

1200 CFM DUST COLLECTOR WITH CANISTER FILTER

KC-3109C/KDCF-3500

- Noise level reading at 36": 66-77 dB
- Static pressure (inch of water): 9.5
- Dust port opening: 2 x 4" / 1 x 6"

2 HP
9 Amp. @ 220V



\$999.

2280 CFM DUST COLLECTOR WITH CANISTER FILTERS

KC-4045C/KDCF-3500

- Noise level reading at 36": 75-85 dB
- Static pressure (inch of water): 11.8
- Dust port opening: 3 x 4" / 1 x 8"

3 HP
10 Amp. @ 220V



\$1699.

3 SPEED AIR CLEANERS

2 stage filtration, one disposable electrostatic 5 microns outer filter and 1 micron inner two pocket filter

KAC-410
• .9 Amp.

Air capacity
410 CFM



COMES WITH 3-SPEED
REMOTE CONTROL

\$299.99

KAC-1200
• 4.2 Amp. motor

Air suction capacity
720, 1115, 1290 CFM



COMES WITH 3-SPEED
REMOTE CONTROL

\$479.99

KAC-1400
• 3 Amp. motor

Air suction capacity
950, 1085, 1400 CFM



COMES WITH 3-SPEED
REMOTE CONTROL

\$669.99

CYCLONE DUST COLLECTORS & ACCESSORIES

1.5 HP CYCLONE DUST COLLECTOR

KC-8150C

- Noise level reading at 36": 78 dB
- Static pressure (inch of water): 9.7
- 29 Gallon steel drum with quick release handle and castor wheels for easy disposal
- Complete with 4 locking castor wheels for portability
- Dust port opening: 2 x 4" / 1 x 6"

988/1320 CFM

INCLUDED
Remote
Control



\$1899.

2 HP CYCLONE DUST COLLECTOR

KC-8200C

- Noise level reading at 36": 78 dB
- Static pressure (inch of water): 10.9
- 29 Gallon steel drum with quick release handle and castor wheels for easy disposal
- Complete with 4 locking castor wheels for portability
- Dust port opening: 2 x 4" / 1 x 7"

1071/1650 CFM

INCLUDED
Remote
Control



\$2499.

3 HP CYCLONE DUST COLLECTOR

KC-8300C

- Noise level reading at 36": 79 dB
- Static pressure (inch of water): 11
- 54 Gallon steel drum with quick release handle and castor wheels for easy disposal
- Complete with 4 locking castor wheels for portability
- Dust port opening: 3 x 4" / 1 x 8"

1942/2900 CFM

INCLUDED
Remote
Control



\$2799.

OPTIONAL

6pc. heavy-duty bags kit

KDCB-82

(Fits: KC-8150C
KC-8200C)

\$39.

KDCB-83

(Fits: KC-8300C)

\$59.



CYCLONE SEPARATOR

KC-2940S

- Cyclonic force removes 99% of dust and wood chips before it reaches your dust collector
- Recommended for 1.5 to 3 HP dust collectors
- Cyclonic action separates heavy debris from the fine particles and directs them into the steel drum
- 6" Inlet with 2 x 4" adaptor
- 7" Outlet with 6" adaptor, and additional 1" to 6" adaptor included
- Drum bag included

Turn your dust
collector into a
heavy-duty
two-stage
cyclone dust
collection
system



**KING
INDUSTRIAL**

29 Gallon
steel drum

\$399.99

ADJUSTABLE
AIR DEFLECTOR

COIL ROOFING NAILER KIT

8245RN

- 7/8" to 1 3/4" (11 Ga.)
- Comes with 1/4" air inlet, debris shield, safety glasses, oiler, hex. keys and sturdy carrying case

HOT DEAL!
\$169.99

NAILERS & STAPLERS

18 GA. X 1" NARROW CROWN STAPLER KIT

8101S

- 3/8" to 1" Staple range
- Comes with 1/4" air inlet, oiler, hex. keys, & sturdy carrying case

\$59.99

16 GA. X 2" MEDIUM CROWN STAPLER KIT

8216S-2

- 3/4" to 2" Staple range
- Comes with 1/4" air inlet, oiler, hex. keys, & sturdy carrying case

\$99.99

18 GA. NAILER/ STAPLER KIT

8210NS

- 18 Ga. x 1/4" (3/8" to 1 5/8") stapler
- 18 Ga. (3/4" to 2") nailer
- Comes with 1/4" air inlet, oiler, hex. keys and sturdy carrying case

HOT DEAL!
\$69.99

ADJUSTABLE
AIR DEFLECTOR

ADJUSTABLE
AIR DEFLECTOR

ADJUSTABLE
AIR DEFLECTOR

2 in 1

23 GA. X 1 3/8" HEADLESS PIN NAILER KIT

8223PN

- 1/2" to 1-3/8" Pin range
- Comes with 1/4" Air inlet, 2 removable non-marring tips, oiler, hex. keys and sturdy carrying case

\$59.99

23 GA. X 2" HEADLESS PIN NAILER KIT

8251PN

- 1/2" to 2" Pin nail range
- Comes with 1/4" Air inlet, 2 removable non-marring tips, oiler, hex. keys and sturdy carrying case

\$119.99

ARCTIC FLEX

HYBRID POLYMER INDUSTRIAL AIR HOSES



(-40°C to 65°C)

HYBRID POLYMER INDUSTRIAL AIR HOSES		
K-2514H	25' x 1/4"	\$21.99
K-2538H	25' x 3/8"	\$29.99
K-5014H	50' x 1/4"	\$33.99
K-5038H	50' x 3/8"	\$44.99
K-10014H	100' x 1/4"	\$54.99
K-10038H	100' x 3/8"	\$65.99

300 PSI MAXIMUM PRESSURE

RETRACTABLE AIR HOSE REEL WITH HYBRID POLYMER AIR HOSE



K-5038FRL
50 ft. x 3/8"

- All-Weather Flexibility (-40°C to 65°C)
- Comes with wall mounting hardware

\$109.99

MANUAL AIR HOSE REEL WITH HYBRID POLYMER AIR HOSE



K-10014FRL
100 ft. x 1/4"

- All-Weather Flexibility (-40°C to 65°C)
- 360° swivel base

\$109.99

ARCTIC FLEX

PREMIUM HYBRID POLYMER GARDEN HOSES



K-5058GH
5/8" x 50 ft.

\$45.

K-10058GH
5/8" x 100 ft.

\$77.

150 PSI (Working) - 450 PSI (Burst)
EXTREME ALL-WEATHER FLEXIBILITY KINK RESISTANT

ULTRA-QUIET OIL-FREE AIR COMPRESSORS

ULTRA-QUIET OIL-FREE AIR COMPRESSOR

KC-1410A

- 1.8 CFM @ 40 PSI
- 1.2 CFM @ 90 PSI
- 125 PSI maximum tank pressure

1 GALLON

3/4 HP (PEAK) (60 Decibels)
ASME safety valve



\$225.

ULTRA-QUIET OIL-FREE AIR COMPRESSOR

KC-2020A

- 3.80 CFM @ 40 PSI
- 2.35 CFM @ 90 PSI
- 125 PSI maximum tank pressure

2 GALLON

2 HP (PEAK) (60 Decibels)
ASME safety valve



\$279.99

ULTRA-QUIET OIL-FREE AIR COMPRESSOR

KC-4620A

- 3.80 CFM @ 40 PSI
- 2.35 CFM @ 90 PSI
- 120 PSI maximum tank pressure

4.6 GALLON (2 X 2.3)

2 HP (PEAK) (60 Decibels)
ASME safety valve



\$379.99

ULTRA-QUIET OIL-FREE AIR COMPRESSOR

KC-10020SQ

- 5.60 CFM @ 40 PSI
- 4.40 CFM @ 90 PSI
- 125 PSI maximum tank pressure

10 GALLON

3 HP (PEAK) (75 Decibels)
ASME safety valve



\$499.99

5.5 PEAK HP 20 GALLON AIR COMPRESSOR

KC-2051H2

- 150 PSI max pressure
- 7.6 CFM @ 40 PSI
- 6.0 CFM @ 90 PSI

20 GALLON

5.5 HP (PEAK)
ASME safety valve



\$749.

71 PC. AIR TOOL KIT

8171

Comes with 1/2" Impact,
Wrench, 3/8" Ratchet
Wrench, Air Hammer
and 1/4" Die Grinder

\$149.99



2" FLOORING STAPLER/ CLEAT NAILER KIT

8260FSN-2

- 1" to 2" Staple range
- 1 1/2" to 2" Cleat nail range
- Comes with mallet, 1/4" air inlet, safety glasses, oiler, hex. keys & sturdy carrying case

2 in 1



HOT DEAL!
\$199.99

TIRE INFLATION GUN WITH PRESSURE GAUGE

K-1630

\$23.99



18 GA. X 2" BRAD NAILER KIT

8201NL

- 3/4" to 2" Nail range
- Comes with 1/4" air inlet, oiler, hex. keys, & sturdy carrying case



**NEW &
IMPROVED**

ADJUSTABLE
AIR DEFLECTOR



HOT DEAL!
\$59.99

16 GA. X 2-1/2" BRAD NAILER KIT

8225NL

- 3/4" to 2 1/2" Nail range
- Comes with 1/4" air inlet, oiler, hex. keys, & sturdy carrying case

HOT DEAL!
\$99.99



ADJUSTABLE
AIR DEFLECTOR

CLIPPED HEAD FRAMING NAILER KITS

8228N

Shoots standard
2 3/16" - 3 9/16",
28° - 30° nails

8234N

Shoots standard
2 3/16" - 3 9/16",
34° nails



ADJUSTABLE
AIR DEFLECTOR

\$149.99 ea

5.5 PEAK HP 24 GALLON AIR COMPRESSOR

KC-3124V2

- 150 PSI max pressure
- 7.6 CFM @ 40 PSI
- 6.0 CFM @ 90 PSI
- ASME safety valve

2 CYLINDER CAST IRON SINGLE
STAGE OIL LUBRICATED PUMP

STATIONARY 6.5 PEAK HP 60 GALLON AIR COMPRESSOR

KC-6160V3

- 150 PSI max pressure
- 13.4 CFM @ 40 PSI
- 11.2 CFM @ 90 PSI
- High efficiency reed valves

2 CYLINDER CAST IRON SINGLE
STAGE OIL LUBRICATED PUMP

HIGH OUTPUT 6.5 PEAK HP 60 GALLON AIR COMPRESSOR

KC-5160V3

- 150 PSI max pressure
- 22.6 CFM @ 40 PSI
- 18.5 CFM @ 100 PSI
- High efficiency reed valves

3 CYLINDER CAST IRON SINGLE
STAGE OIL LUBRICATED PUMP

HIGH OUTPUT 7.5 PEAK HP 80 GALLON AIR COMPRESSOR

KC-7180V3-MS

- 200 PSI max pressure
- 43 CFM @ 40 PSI
- 28 CFM @ 175 PSI

**NEW &
IMPROVED**

High Performance
Air Compressor
with high output of
28 CFM @ 175 PSI

2 CYLINDER CAST IRON SINGLE
STAGE OIL LUBRICATED PUMP

AIR COMPRESSORS



\$875.



\$1249.



\$1799.



\$3999.

COMPRESSOR
OIL BOTTLE
KW-077
(850ml)

\$9.99

30 PC VARIABLE SPEED OSCILLATING MULTI-TOOL KIT & ACCESSORIES

8349QR

Each kit includes a sanding back-up pad with hook and loop backing, 24 sanding papers (60, 80 and 120 grit) with hook and loop backing, 35mm Tru-cut narrow offset saw blade, 52mm rigid offset scraper blade, hex key, and sturdy carrying case.



\$69.99



DRYWALL & PANEL LIFT

KDL-11

- Hangs drywall in sizes up to 4 ft. x 16 ft. on any ceiling or wall up to 11 ft. high
- Tripod foot brake keeps drywall lift in position during use
- Easy to assemble and disassemble, can be placed in car trunk



\$229.99

VARIABLE SPEED DRYWALL SANDER

KC-8379

- LED light illuminates the work
- Comes with 6 hoop & loop sanding papers (2 x 80, 120, 180 Grit), extension tube, dust hose, 2 vacuum adaptors (1-1/4" & 1-3/8") and adjustment hex key

\$329.99



8 GALLON TOOL TRIGGERED WET-DRY VACUUM WITH HEPA FILTER

KC-8590TTV

- 10 Amp. motor

\$439.99



PORTABLE VARIABLE SPEED METAL CUTTING BANDSAW

KC-8377

- Variable speed dial for 0-420 SFPM
- Comes with standard 44-7/8" x 1/2" x 0.025" 14 TPI metal cutting blade



\$219.99

OPTIONAL

Miter Stand turns this Bandsaw into a Cut-off Saw

SS-8377



\$99.99

BI-METAL BLADES					
Model	Length	Width	TPI	Thickness	Price
KBB-8376-BM-1014	44 7/8"	1/2"	10-14	.020"	\$22.99
KBB-8376-BM-1418	44 7/8"	1/2"	14-18	.020"	\$22.99

3-3/8" TOE KICK SAW

KC-8359

- Powerful 1 HP, 6.8 Amp. motor
- 4 depth of cut positions: 1/4", 3/8", 5/8" and 3/4"
- Comes with 3-3/8" x 18 tooth carbide blade and hex key

Replacement carbide blade

KW-170

\$29.99

3-3/8" x 18 tooth carbide blade

\$149.99

3-3/8" x 18 tooth carbide blade

\$149.99

1/2" DRILLING & MIXING KIT

KC-8316

- 9 Amp. motor
- Comes with 1/2" chuck, 3 galvanized mixing paddles (10mm hex. shank), wrench and sturdy carrying case

\$149.99

BISCUIT JOINER KIT

KC-8306

- Motor: 7 Amp. 10,800 RPM
- Robust fence with 0 to 90° and 90° to 135° tilt adjustments with positive stops at 45° & 90°
- Kit includes 4" carbide tipped blade, dust bag, hex key and plastic carrying case

\$149.99

550 CFM AIR MOVER

8500AM

- 3 speed switch
- Comes with two on-board 120V outlets to connect up to 3 Air Movers together for bigger jobs
- 10 ft. power cord for longer reach

\$75.

Stackable

\$75.

Stackable

\$75.

Stackable

\$75.

WET-DRY VACUUMS

Double filtration system

8520LP

- Powerful 3.5 Peak HP motor
- 5 US Gallon (20L)
- Comes complete with 6 ft. x 1-1/4" hose, 2 pc. plastic extension wand, 20L dust bag, cartridge filter, foam filter, reusable filter, 10" floor sweep and crevice tool

\$79.99

8530LPN

- Powerful 4 Peak HP motor
- 8 US Gallon (30L)
- Comes complete with 6 ft. x 1-1/4" hose, 2 pc. plastic extension wand, 30L dust bag, cartridge filter, foam filter, reusable filter, 10" floor sweep and crevice tool

\$99.99

8540LST

- Powerful 5 Peak HP motor
- 10 US Gallon (40L)
- Comes complete with 6 ft. x 1-1/4" hose, 2 pc. plastic extension wand, 40L dust bag, cartridge filter, foam filter, reusable filter, 10" floor sweep and crevice tool

\$179.99

8560LST

- Powerful 10.5 Peak HP motor
- 16 US Gallon (60L)
- Convenient 18 ft. power cord
- Comes complete with 8 ft. x 2-1/2" flex hose, 2 pc. 2-1/2" extension wand, handle with air control, cartridge filter, foam filter, 14" floor sweep with squeegee insert, gulper tool, crevice tool and hanging accessory storage bag

\$299.99

HEPA CARTRIDGE FILTERS

KVAC-1145

Fits: 8520LP, 8530LPN, 8531LP-B, 8540LST

KVAC-1150

Fits: 8560LST

\$39.

\$39.

\$39.

LED DUAL-HEAD

KC-1502LED-C

10W Work light emits 1500 lumens

\$59.99

Cordless

KC-1501LED

15W Work light emits 1500 lumens

\$35.99

KC-3001LED

20W Work light emits 3000 lumens

\$59.99

KC-4001LED

36W Work light emits 4000 lumens

\$99.99

KC-4002LED-ST

KC-3002LED-ST

\$219.99

\$149.99

\$99.99

\$59.99

\$35.99

\$59.99

\$99.99

\$219.99

\$149.99

\$99.99

\$59.99

\$35.99

\$59.99

DRILL PRESSES & ACCESSORIES

DRILL PRESS CHUCK SAFETY GUARD
KM-118
Fits KC-118FC
\$29.99

17" DRILL PRESS KC-118FC

- 12.5 Amp. motor
- 16 speeds (240-3400 RPM)
- 17" swing
- 3 1/4" stroke
- 5/8" chuck

\$899.

17" DRILL PRESS with SAFETY GUARD & LIMIT SWITCH

KC-118FC-LS

- 12.5 Amp. motor
- 16 speeds (240-3400 RPM)
- 17" swing
- 3 1/4" stroke
- 5/8" chuck

\$999.

17" LONG-STROKE DRILL PRESS with SAFETY GUARD

KC-119FC-LS

- Motor: 12.5 Amp. @ 110V, 6.25 amp. @ 220V,
- 12 speeds (255-2750 RPM)
- 16 15/16" swing
- 6" stroke
- 3/4" chuck

\$1299.

**LONG
STROKE**

DRILL PRESS CHUCK SAFETY GUARD
KM-122
Fits KC-122FC
\$29.99

22" DRILL PRESS KC-122FC

- 12.5 Amp. motor
- 1 1/4" capacity
- Spindle taper MT #4
- 12 speeds (180-4200 RPM)
- 4 3/4" stroke
- 3/4" chuck

\$1299.

22" DRILL PRESS with SAFETY GUARD & LIM- IT SWITCH

KC-122FC-LS

- 12.5 Amp. motor
- 1 1/4" capacity
- Spindle taper MT #4
- 12 speeds (180-4200 RPM)
- 4 3/4" stroke
- 3/4" chuck

\$1399.

WOOD MORTISING ATTACHMENT

MA-511

Kit comes with chisel holder, holddown arms, holddown bracket, fence, ring bushing adaptors, 4 pc. 1/2" shank mortising chisels & bits and carrying case

\$119.99

DRILL PRESS VISES



KPV-3 KPV-4 KPV-5 KPV-6
3" 4" 5" 6"

\$19.99 \$24.99 \$39.99 \$49.99

CROSS SLIDE VISES

Makes lateral or longitudinal adjustments simple



KCV-4N KCV-5N KCV-6N
4" 5" 6"

\$69.99 \$99.99 \$129.99

15" VARIABLE SPEED INDUSTRIAL DRILL PRESS



KC-30HS-VS

- Motor: 14 Amp. @ 115V, 7 Amp. @ 230V
- 5/8" capacity
- Spindle taper JT#3
- Variable speeds (400 - 5,000 RPM)
- 6" stroke
- 5/8" chuck

\$2999.

THE MOST INNOVATIVE DRILL PRESSES

16" NOVA VIKING DVR DRILL PRESS



DVR WITH ADAPTIVE CONTROL™ SOFTWARE

Safety Guard with Limit Switch



83750
Fits #83705

\$399.

NEW

83705

- Powerful direct drive 1 HP high torque motor with no pulleys or belts
- Spindle taper MT #2
- Comes with 5/8" drill chuck & key, firmware USB cable

\$1699.

18" NOVA VOYAGER DVR DRILL PRESS



Safety Guard with Limit Switch



58501
Fits #58006

\$399.

58006

- Powerful direct drive 1.75 HP high torque motor with no pulleys or belts
- Spindle taper MT #2
- Comes with 5/8" drill chuck & key, firmware USB cable

\$2399.

8" LOW SPEED BENCH GRINDER

WITH LIGHT

KC-895LS

Comes complete with diamond wheel dressing tool, tool rests, eye shields, coarse 60 grit and fine 120 grit 8" x 1" white aluminum oxide grinding wheels



\$159.99

8" LOW SPEED LONG SHAFT BUFFER

KC-899LSB

• 1/2 HP motor
• 1,750 RPM
• Two 8" x 1 1/2" spiral sewn cloth buffing wheels



\$159.99

Router Table Kits

ROUTER TABLE KIT

XL-200MEP

\$899.

Kit includes:

- XL-080- Router Table Fence
- XL-049- MDF Table
- XL-114- Phenolic Router Insert Plate
- XL-085- Floor Stand with Switch



XL-080

XL-049

XL-114

XL-085

DELUXE ROUTER TABLE KIT

XL-200C

\$1999.

Kit includes:

- XL-125- Router Lift
- XL-080- Router Table Fence
- XL-075- Cast-Iron Table
- XL-130- Universal Dust Collection Kit
- XL-085- Floor Stand with Switch



XL-125

XL-080

XL-075

XL-130

XL-085



16"

KXL-16

- 1.3 Amp DC motor
- Variable speed (400-1400 strokes/min)
- Tool free blade change system with blade holders which accept standard 5" pinless blades
- Entire head tilts up to 30° to the left and up to 45° to the right for angled cuts
- Large 12" x 18-1/2" stationary table with built-in 2-1/2" dust chute for dust collector hook-up
- Comes with five 5" pinless blades, replacement blade tension lever kit and adjustment hex. key

\$849.

21"

KXL-21/100

- 1.3 Amp DC motor
- Variable speed (400-1550 strokes/min)
- Tool free blade change system with blade holders which accept standard 5" pinless blades
- Entire head tilts up to 38° to the left and up to 45° to the right for angled cuts
- Large 13-1/2" x 23-1/2" stationary table with built-in 2-1/2" dust chute for dust collector hook-up
- Comes with five 5" pinless blades, foot switch, replacement blade tension lever kit and adjustment hex. key

\$1149.

Comes standard with foot switch

30"

KXL-30/100

- 1.3 Amp DC motor
- Variable speed (400-1550 strokes/min)
- Tool free blade change system with blade holders which accept standard 5" pinless blades
- Entire head tilts up to 38° to the left and up to 45° to the right for angled cuts
- Large 14" x 32-1/2" stationary table with built-in 2-1/2" dust chute for dust collector hook-up
- Comes with five 5" pinless blades, foot switch, replacement blade tension lever kit and adjustment hex. key

\$1299.

Comes standard with foot switch

PROFESSIONAL SCROLL SAWS



Built-in dust blower system



Built-in dust blower system



Built-in dust blower system

OPTIONAL

Pedal Switch

XL-100



\$59.99

OPTIONAL

STAND

KSS-16XL

For Models: KXL-16 & KXL-21/100



\$129.

OPTIONAL

STAND

KSS-30XL

For Model: KXL-30/100



\$129.

ROUTER LIFT WITH HEIGHT LOCK

XL-125



11-3/4" x 9-1/4" anodized aluminum top plate

\$599.99

ROUTER REDUCER COLLARS



XL-314 3-1/4"

\$49.99



XL-312 3-1/2"

\$49.99

4 PC. INSERT RING KITS



Zero Clearance

XL-074

\$99.99



(1/4", 1/2", 1-3/8", 2-1/2")

XL-076

\$99.99

PHENOLIC ROUTER INSERT PLATE

XL-114

11-3/4" x 9-1/4"



\$99.99

We reserve the right to limit quantities. We reserve the right to correct any typographical and pictorial errors without notice. Articles may vary from illustration shown. Some retailers may not stock all products due to space restrictions and product availability.