

Find us on:



RE-TOOL YOUR WOODWORKING SHOP

**THIS FALL & WINTER
2019**

Proudly Canadian



- Woodworking
- Fabrication
- Metalworking
- Tooling/Supplies

Locations: Dartmouth, Moncton,
Saint John & St. John's
Phone: 800-498-7779
Web: stellarindustrial.ca
E-Mail: sales@stellarindustrial.ca

**KING
INDUSTRIAL**
**\$40
SAVINGS**

USE WHAT THE PROS USE


DUST COLLECTION HOSE KIT #2
K-1055 \$74.99

- 2 x 4" blast gates
- 4" table saw dust hood
- 4" universal dust hood
- 4" Y-fitting
- 10 x 4" wire hose clamps
- 2 x 4" X 10 ft. wood dust collection hoses

DUST COLLECTION HOSE KIT #1
K-1054 \$29.99

- 4" X 10 ft. Wood Dust Collection Hose
- 4" Universal Dust Hood
- 2 x 4" Wire Hose Clamps

1 HP DUST COLLECTORS
POWERFUL 1 HP, 120V HEAVY-DUTY TEFC

- Washable 1 micron upper felt dust bag for optimal air flow efficiency and reusable clear plastic lower dust bags (3)
- 4" diameter inlet port

1 Micron canister filter, offering optimum air flow efficiency



KC-2405C

KC-2405C/KDCF-2400

EXCELSIOR
XL-1014 OPTIONAL
OVERARM BLADE COVER SYSTEM WITH DUST COLLECTION

Transparent blade cover with built-in dust collection to maximize the collection of saw dust

10" CABINET TABLE SAWS

- Riving knife system for maximum operator safety
- Comes with 10" x 40 tooth carbide tipped saw blade, cast-iron miter gauge, standard and dado inserts, push stick, storage hooks and hex. keys

**KC-10KX/U30
30" RIP**
***\$1599.**

After \$40.00 mail-in rebate
Selling price \$1639.00 Taxes payable on price before rebate

**KC-10KX/U50
52" RIP**
***\$1659.**

After \$40.00 mail-in rebate
Selling price \$1699.00 Taxes payable on price before rebate



Magnetic safety switch

2.5 HP
(9.6 Amp @ 230V)

22" OPEN DRUM SANDER
KC-2244DS
\$1599.99

- Powerful 1.75 HP motor
- 22" x 5" aluminum sanding drum
- Easy clamping sanding belt loading system
- Comes with metal stand with 4 castor wheels for portability

Infeed and outfeed tables can be folded down



Metric or imperial digital depth gauge for increased thickness accuracy


6" JOINTER
KC-61FX

- Handwheel actuated infeed table for quick easy height adjustment
- Includes 2 safety push blocks
- 6 3/4" x 46" table size
- 29" x 5" fence size



Built-in 4" dust chute

\$749.
6" JOINTER WITH SPIRAL CUTTERHEAD
KC-65FX

Handwheel actuated infeed table for quick easy height adjustment

Includes 2 safety push blocks

A spiral cutterhead makes 50% less noise

4 Row spiral cutterhead with 20 replaceable cutter inserts

Powerful 1 HP motor

Optional 1 1/2" VACUUM HOSE KIT KW-161

\$999.

Optional EXCELSIOR Industrial Rip Fence systems

XL-U30 30" RIP \$325. XL-U50 52" RIP \$379.

Optional Melamine Extension Table Kit EXT-5052 \$199.

Comes with 2 support legs Fits: KC-10JCS, & KC-26FXT, KC-10KX

HEAVY-DUTY UNIVERSAL mobile base FOR TABLE SAWS KMB-1390X

900 lbs. Max. \$229.99

NEW

12" WOOD BANDSAW
KC-1202FX

Powerful 3/4 HP 120V motor

Large 18-7/8" x 15-3/8" tilting table with rack & pinion adjustment

Circle cutting guide for diameters up to 23-1/2"

Dust chute accepts 2", 3" and 4" dust collector hoses

Comes complete with cast aluminum miter gauge, rip fence with 5" high face, push stick, adjustment wrench and hex. keys

*\$599.99

After \$40.00 mail-in rebate
Selling price \$639.99 Taxes payable on price before rebate

NEW

88 3/16" WOOD CUTTING BANDSAW BLADES

Model	Length	Width	TPI	Thickness	Price
KBB-1218-14	88 3/16"	1 1/8"	14	.023"	\$19.99
KBB-1218-15	88 3/16"	1 1/8"	15	.023"	\$19.99
KBB-1218-16	88 3/16"	1 1/8"	16	.023"	\$19.99
KBB-1218-17	88 3/16"	1 1/8"	17	.023"	\$19.99
KBB-1218-18	88 3/16"	1 1/8"	18	.023"	\$19.99
KBB-1218-19	88 3/16"	1 1/8"	19	.023"	\$19.99
KBB-1218-20	88 3/16"	1 1/8"	20	.023"	\$19.99
KBB-1218-21	88 3/16"	1 1/8"	21	.023"	\$19.99
KBB-1218-22	88 3/16"	1 1/8"	22	.023"	\$19.99
KBB-1218-23	88 3/16"	1 1/8"	23	.023"	\$19.99
KBB-1218-24	88 3/16"	1 1/8"	24	.023"	\$19.99

NEW

14" WOOD BANDSAW

KC-1402FX

Powerful 1 HP 120V motor

Large 21-3/8" x 15-5/8" cast iron tilting table with rack & pinion adjustment

Circle cutting guide for diameters up to 27-1/2"

Dust chute accepts 2", 3" dust collector hoses

Comes complete with cast aluminum miter gauge, rip fence with 5" high face, push stick, adjustment wrench and hex. keys

*\$799.99

After \$40.00 mail-in rebate
Selling price \$839.99 Taxes payable on price before rebate

NEW

100 5/8" WOOD CUTTING BANDSAW BLADES

Model	Length	Width	TPI	Thickness	Price
KBB-1218-14	100 5/8"	1 1/8"	14	.023"	\$24.99
KBB-1218-15	100 5/8"	1 1/8"	15	.023"	\$24.99
KBB-1218-16	100 5/8"	1 1/8"	16	.023"	\$24.99
KBB-1218-17	100 5/8"	1 1/8"	17	.023"	\$24.99
KBB-1218-18	100 5/8"	1 1/8"	18	.023"	\$24.99
KBB-1218-19	100 5/8"	1 1/8"	19	.023"	\$24.99
KBB-1218-20	100 5/8"	1 1/8"	20	.023"	\$24.99
KBB-1218-21	100 5/8"	1 1/8"	21	.023"	\$24.99
KBB-1218-22	100 5/8"	1 1/8"	22	.023"	\$24.99
KBB-1218-23	100 5/8"	1 1/8"	23	.023"	\$24.99
KBB-1218-24	100 5/8"	1 1/8"	24	.023"	\$24.99

NEW

VARIABLE SPEED DRYWALL SANDER

KC-8379

LED light illuminates the work

Telescopic extension: 45" to 65"

Comes with 6 hoop & loop sanding papers (2 x 80, 120, 180 Grit), extension tube, dust hose, 2 vacuum adaptors (1-1/4" & 1-3/8") and adjustment hex. key

\$299.99

NEW

8 GALLON TOOL TRIGGERED WET-DRY VACUUM WITH HEPA FILTER

KC-8590TV

10 Amp. motor

Maximum rating of connected power tool: 7.5 Amp.

\$399.99

NEW

WOOD BANDSAWS & ACCESSORIES



10" WOOD BANDSAW
KC-1002C

- Powerful 1/2 HP motor
- Flexible LED light increases workpiece visibility
- Table size with extensions 13-3/8" x 13-1/8"
- Dust chute accepts 2", 2-1/2" and 4" dust collector hoses
- Comes complete with miter gauge, rip fence, adjustment wrench and hex. keys

\$349.99

67 1/2" WOOD CUTTING BANDSAW BLADES					
Model	Length	Width	TPI	Thickness	Price
KBB-1018-14	67 1/2"	1/8"	14	.018"	\$19.99
KBB-1014-6	67 1/2"	1/4"	6	.020"	\$19.99
KBB-1038-6	67 1/2"	3/8"	6	.020"	\$19.99
KBB-1012-6	67 1/2"	1/2"	6	.020"	\$19.99



14" WOOD CUTTING BANDSAW WITH RIP FENCE AND RESAW GUIDE
KC-1433FXR

- 10 Amp. motor
- 14" x 14" cast iron table

\$799.

RIP FENCE SYSTEM WITH RESAW GUIDE
RF-1433R
With the purchase of # KC-1433FXR
\$99.99

NEOPRENE WHEEL PROTECTOR FOR 14" WOOD BANDSAWS
KW-094
\$19.99

STAND INCLUDED

93" WOOD CUTTING BANDSAW BLADES					
Model	Length	Width	TPI	Thickness	Price
KBB-1418-14	93"	1/8"	14	.025"	\$19.99
KBB-1414-6	93"	1/4"	6	.025"	\$19.99
KBB-1438-10	93"	3/16"	10	.025"	\$19.99
KBB-1438-6	93"	3/8"	6	.025"	\$19.99
KBB-1412-6	93"	1/2"	6	.025"	\$19.99
KBB-1412-8	93"	1/2"	8	.025"	\$19.99
KBB-1434-4	93"	3/4"	4	.025"	\$19.99

14" WOOD BANDSAW WITH 12" RESAW CAPACITY
KC-1502FXB

- 2 speeds (2300-3250) SFPM
- Cast-iron table tilts 45° to the right
- Motor, blade, miter gauge and precision "TRU-RIP" aluminum rip fence with resaw guide included

18" x 18" cast iron table
12.8 Amp. @ 110V - 6.2 Amp. @ 220V
Pre-wired to 110V



Hydraulic blade tension gauge

220VOLT CONVERSION KIT
KW-220-1502 For KC-1502FXB
\$69.99

2-4" dust chutes

Safety foot brake

\$1699.

112" WOOD CUTTING BANDSAW BLADES					
Model	Length	Width	TPI	Thickness	Price
KBB-1514-6	112"	1/4"	6	.025"	\$19.99
KBB-1538-6	112"	3/8"	6	.025"	\$19.99
KBB-1512-4	112"	1/2"	4	.025"	\$19.99
KBB-1534-3	112"	3/4"	3	.025"	\$29.99
KBB-1510-2	112"	1"	2	.032"	\$29.99

17" WOOD BANDSAW
KC-1702FXB

- 2 speeds (1600/3300) SFPM
- Rack and pinion height adjustment system
- Cast-iron table tilts 10° to the left & 45° to the right
- Miter gauge system

17" x 17" cast iron table
14Amp. @ 110V - 7 Amp. @ 220V
Pre-wired to 110V



New improved upper & lower blade guide system

2-4" dust chutes

\$1699.

131 5/8" WOOD CUTTING BANDSAW BLADES					
Model	Length	Width	TPI	Thickness	Price
KBB-1714-6	131 5/8"	1/4"	6	.025"	\$23.99
KBB-1738-6	131 5/8"	3/8"	6	.025"	\$23.99
KBB-1712-4	131 5/8"	1/2"	4	.025"	\$23.99
KBB-1734-3	131 5/8"	3/4"	3	.025"	\$29.99
KBB-1710-2	131 5/8"	1"	2	.032"	\$29.99

21" WOOD BANDSAW
KC-2102FXB

- 2 speeds (1890/3800) SFPM
- Cast-iron table tilts 10° to the left & 45° to the right
- Rack and pinion height adjustment system
- Miter gauge system

21" x 21" cast iron table
16Amp. @ 110V - 8 Amp. @ 220V
Pre-wired to 220V



New improved upper & lower blade guide system

2-4" dust chutes

\$2199.

152 1/8" WOOD CUTTING BANDSAW BLADES					
Model	Length	Width	TPI	Thickness	Price
KBB-2114-6	152 1/8"	1/4"	6	.025"	\$29.99
KBB-2138-6	152 1/8"	3/8"	6	.025"	\$29.99
KBB-2112-4	152 1/8"	1/2"	4	.025"	\$29.99
KBB-2134-3	152 1/8"	3/4"	3	.032"	\$35.99
KBB-2110-2	152 1/8"	1"	2	.032"	\$35.99

17" VARIABLE SPEED WOOD & METAL CUTTING BANDSAW

KC-1700WM-VS

- Variable speeds (wood): 540-3600 SFPM
- Variable speeds (metal): 100-650 SFPM
- Voltage (input power): 220V, 1 phase, 60 Hz
- Cast-iron table tilts 5° to the left & 45° to the right

23 1/2" x 17" cast iron table
2 HP
7 Amp. @ 220V

2-4" dust chutes

Comes with: a 1/2" x 6 TPI wood cutting blade, 1/2" x 10 TPI metal cutting blade, laser guide, work lamp, miter gauge and a precision "TRU-RIP" aluminum rip fence

\$3799.

DELUXE 18" WOOD BANDSAW
KC-1802FXB

- 2 speeds (2820, 3936) SFPM
- Motor, blade, miter gauge and precision "TRU-RIP" 6" resaw rip fence included

24" x 20" cast iron table
16Amp. @ 220V



Hydraulic blade tension gauge

2-4" dust chutes

Safety foot brake

\$3999.

153 1/2" WOOD CUTTING BANDSAW BLADES					
Model	Length	Width	TPI	Thickness	Price
KBB-1814-6	153 1/2"	1/4"	6	.025"	\$25.99
KBB-1838-6	153 1/2"	3/8"	6	.025"	\$25.99
KBB-1812-4	153 1/2"	1/2"	4	.025"	\$25.99
KBB-1834-3	153 1/2"	3/4"	3	.032"	\$29.99
KBB-1810-2	153 1/2"	1"	2	.032"	\$35.99
KBB-1825-2	153 1/2"	1-1/4"	1.3	.032"	\$59.99

TABLE SAWS & ACCESSORIES

KC-26FXT/i30/30
30" RIP

***\$2399.**

* After \$40.00 mail-in rebate
Sale price \$2439.00 Taxes payable on price before rebate

KC-26FXT/i50/5052
52" RIP

***\$2499.**

* After \$40.00 mail-in rebate
Sale price \$2539.00 Taxes payable on price before rebate

10" EXTREME CABINET SAW WITH RIVING KNIFE BLADE GUARD SYSTEM INCLUDING ROUTER TABLE AND SLIDING TABLE ATTACHMENTS

KC-26FXT-i30-DELUXE

- Model KC-26FXT shown here with router table attachment model KRT-100 and sliding table attachment model KST-101
- These router table and sliding table attachments fit most table saws having a 27" deep table



***\$3859.**

* After \$40.00 mail-in rebate
Sale price \$3899.00 Taxes payable on price before rebate

10" SCORING SAW WITH SLIDING TABLE & OUTRIGGER

KC-36FXT/360ST

- Powerful independent motors and switches for main blade (3 HP motor) and scoring blade (1 1/2 HP motor)
- Table size with extension: 21-1/4" x 36-5/8"
- Comes with cast-iron miter gauge, 4" scoring saw blade, steel extension table with legs, push stick and adjustment wrenches

\$7999.

10" CABINET SAWS

Comes with riving knife, industrial "Tru-Rip" T-square rip fence system for precision cuts, laminated melamine extension table, 2 sturdy adjustable supporting legs for extension table (KC-26FXT/i50/5052 only), cast iron miter gauge with adjustable aluminum fence and flip stop, standard and dado insert

TRU-RIP
Industrial Rip Fence Systems



Powerful
3 HP (220V)



Powerful
3 HP (220V)



Crosscut fence with flip up work stop and hold-down is fully adjustable up to 45° to the right and left

Built-in 4" dust chute with 2" adapter for vacuum collection hose

10" JOBSITE SAW WITH FOLDING STAND

KC-5100C

- Blade tilts 0° to 45°
- Comes with 10" x 40 tooth blade, rip fence, miter gauge, Standard and Dado table inserts, push stick and wrenches



\$359.99

Extendable rails and table allowing up to 25" rip capacity



15 Amp. motor
4400 RPM

12" RADIAL ARM SAW

KC-12RAS (220V, 1 PHASE)

- Powerful 2 HP, 220V single phase motor
- Precision indexing with positive stops at 22.5°, 45° and 90° for accurate bevel cuts
- Two 4" Dust chute for dust collector hook-up
- Includes 12" negative rake blade, blade arbor laser guide attachment, adjustment wrenches and hex. keys



\$3499.

30" INDUSTRIAL RIP FENCE SYSTEM
KRF-i30



\$349.

50" INDUSTRIAL RIP FENCE SYSTEM
KRF-i50



\$399.

INDUSTRIAL SLIDING TABLE ATTACHMENT
KST-101



\$859.

INDUSTRIAL ROUTER TABLE AND FENCE ATTACHMENT
KRT-100



\$625.

TENONING JIG
K-1500
fits cabinet saws and contractor saws



\$109.99

8" DADO BLADE SET

KSC-8000

- Carbide-Tipped 24 tooth ATB-R Dado blades
- Cuts grooves from 1/8" to 13/16" wide
- 5/8" Arbor, 7,000 RPM max.
- Comes with 14 pc. Dado Shim Set, wooden carrying case



\$89.99

6" BENCHTOP JOINTER WITH HELICAL CUTTERHEAD

KC-6HJC

- Powerful 1 HP motor
- Helical cutterhead with 12 cutter inserts
- 2-1/2" dust chute for dust collector hook-up
- Comes 2 safety push blocks, cutter insert adjustment Torx key and adjustment hex. keys

\$399.99



8" BENCHTOP JOINTER WITH HELICAL CUTTERHEAD

KC-8HJC

- Powerful 1 HP motor
- Dual 2-1/2" and 4" dust chute for dust collector hook-up
- Comes 2 safety push blocks, cutter insert adjustment Torx key and adjustment hex. keys
- Cutterhead speed 12,000 RPM
- Table size with extensions 51-1/2" x 8-1/4"

\$599.99



Helical cutterhead with 16 cutter inserts

Replacement Helical cutter insert kit (10 pcs)

KW-204

Fits: KC-6HJC, KC-8HJC & KC-13HPC

\$79.99



H.S.S. & CARBIDE JOINTERS KNIVES

Model	Blade Material	Size	Unit/Kits	Price
KKC-6	H.S.S.	6"	3	\$39.99
KKC-8	H.S.S.	8"	3	\$44.99
KKC-120	H.S.S.	12"	3	\$69.99
KKC-6-CB	Carbide	6"	3	\$169.99
KKC-8-CB	Carbide	8"	3	\$219.99



8" INDUSTRIAL JOINTER

KC-203C

- Powerful 2 HP motor
- 9" x 73" table size
- 35" x 5" fence size
- Adjustable fence stops at 45° & 90°
- Built-in 4" dust chute

\$1299.



12" INDUSTRIAL JOINTER/PLANNER WITH SPIRAL CUTTERHEAD

KC-12HJPC

- Powerful 3 HP motor
- A spiral cutterhead makes 50% less noise
- Magnetic safety switch
- Large 43" x 6" aluminum extruded fence pivots 0-45°
- Comes with 2 push blocks, set of 5 replacement cutter inserts, 2 T25 Torx screwdrivers and adjustment hex. keys

\$3599.

4" dust chutes



5 Row spiral cutterhead with 60 replaceable cutter inserts

EXTENDABLE UNIVERSAL MOBILE BASE KMB-1250

\$59.99
4 500 lbs. Max.

INDUSTRIAL MOBILE BASE KMB-1290

\$99.99
900 lbs. Max.

MAGNETIC & MICRO ADJUSTABLE KNIFE JIG ALIGNMENT KIT KKC-50

\$79.99

KNIFE JIG ALIGNMENT KIT KKC-60

\$39.99
For Jointers

JOINTERS

6" PARALLELOGRAM JOINTER

KC-70FX

- 6" x 55 1/2" table size
- 36" x 5" fence size
- Built-in 4" dust chute

2 HP (110V)



Built-in 4" dust chute

\$999.

8" PARALLELOGRAM JOINTER

KC-80FX

- 8" x 76 1/2" table size
- 36" x 5" fence size
- Positive stops at 45° & 90°

2 HP (220V)



Built-in 4" dust chute

\$1599.

12" PARALLELOGRAM JOINTER

KC-120FX (220V, 1 phase, 60Hz)

KC-120FX-5 (550V, 3 phase, 60Hz)

- 84" x 13" table size
- 36" x 5" fence size
- Built-in 5" dust chute
- Positive stops at 45° & 90°



\$3499.

3999.

6" PARALLELOGRAM JOINTER WITH SPIRAL CUTTERHEAD

KC-75FX

- Easy set-up (Carbide cutter inserts)
- Parallelogram table adjustment system
- A spiral cutterhead makes 50% less noise
- Built-in 4" dust chute

\$1549.

4 Row spiral cutterhead with 32 replaceable cutter inserts



8" PARALLELOGRAM JOINTER WITH SPIRAL CUTTERHEAD

KC-85FX

- Easy set-up (Carbide cutter inserts)
- Parallelogram table adjustment system
- A spiral cutterhead makes 50% less noise
- Built-in 4" dust chute

\$1999.

4 Row spiral cutterhead with 36 replaceable cutter inserts



12" PARALLELOGRAM JOINTER WITH SPIRAL CUTTERHEAD

KC-125FX (220V, 1 phase, 60Hz)

KC-125FX-5 (550V, 3 phase, 60Hz)

- Easy set-up (Carbide cutter inserts)
- Parallelogram table adjustment system
- A spiral cutterhead makes 50% less noise
- Built-in 5" dust chute

3 HP (220V) / (550V)

4 Row spiral cutterhead with 52 replaceable cutter inserts



15" PLANER WITH SPIRAL CUTTERHEAD

KC-390FX

- Powerful 3 HP motor
- A spiral cutterhead makes 50% less noise than a conventional cutterhead
- Anti-kickback fingers in front of the infeed roller to prevent wood kickback
- Magnetic safety switch
- Comes complete with cabinet stand and 4" dust collector outlet

4 Row spiral cutterhead with 64 replaceable cutter inserts

\$2949.

20" PLANER WITH SPIRAL CUTTERHEAD

KC-525FX

- Powerful 5 HP 19 Amp 220V motor
- A spiral cutterhead makes 50% less noise than a conventional cutterhead
- Anti-kickback fingers in front of the infeed roller to prevent wood kickback
- Comes with 5" dust chute for dust collector hook-up

4 Row spiral cutterhead with 92 replaceable cutter inserts

\$4279.

24" INDUSTRIAL PLANER WITH SPIRAL CUTTERHEAD

KC-630FX-2

25.1/12.6 Amp. @ 220V -440V

KC-630FX-6

9.6 Amp. @ 600V

- Powerful 10 HP motor 50% quieter
- Variable speed control sets the feed speed
- Spiral cutterhead is driven by 3 V-belts
- Magnetic safety switch

Comes complete:

With 6" dust collector outlet, 1/4" air screwdriver, air regulator with pressure gauge, set of 5 replacement cutter inserts, 10 replacement cutter insert screws, 5 T20 Torx bits, 5 T20 Torx screwdrivers, T-bar for Torx bits and hex. keys

6 Row spiral cutterhead with 180 replaceable cutter inserts

\$12999.

10 PC. CARBIDE CUTTER INSERT KITS

KW-140

- Carbide inserts cut on all 4 sides
- Cutter size: 14mm x 14mm x 2mm
- Fits: KC-75FX, KC-85FX, KC-125FX, KC-390FX

KW-104

- Carbide inserts cut on all 4 sides
- Cutter size: 15mm x 15mm x 2.5mm
- Fits: KC-525FX, KC-530FXR, KC-65FX



\$79.99 EA.

EXTENDABLE & FLEXIBLE CONVEYOR ROLLER TABLE

KRRS-109

- Extends from 19" to 52"
- Raises from 24" to 45"
- 300 Lbs. max. capacity



\$259.99

FOLDING ROLLER STAND KRS-102

- Stand height is adjustable from 27" to 44"
- 11-3/4" Roller width
- Folds flat for storage



\$22.99

3 in 1 FOLDING ROLLER STAND KRS-108

- Easily change from a roller, omni-directional or a flat support
- Stand height is adjustable from 27" to 44"
- 11-3/4" Roller width
- Folds flat for storage



\$29.99

PLANER / MOULDER

7" INDUSTRIAL PLANER / MOULDER

KC-240M

- Powerful 2 HP, 220V motor
- Magnetic safety switch
- 4" Dust chute for dust collector hook-up
- Includes adjustable guide fence system for moulding, elliptical jig assembly, adjustment wrenches and hex. keys



\$2199.



Includes elliptical jig kit



Includes adjustable guide fence system

13" PLANER / MOULDER

KC-235PM

- Powerful 1.5 HP motor
- Double drive belt system
- Comes complete with stand, planing knives, setting gauge and 4" dust chute for dust collector hook-up
- 6 1/8" max. planing /moulding thickness



\$1399.

10 PC. MOULDING KNIFE SET K-4509K

ALSO AVAILABLE: 20 INDIVIDUAL MOULDING KNIFE SETS



\$199.

H.S.S. PLANER KNIVES

13" KKC-13PM Fits: KC-235PM **\$54.99**

15" KKC-15 **\$79.99**

20" KKC-20 **\$109.99**

PLANERS

13" PLANER WITH HELICAL CUTTERHEAD

KC-13HPC

- Powerful 15 Amp. motor with thermal overload protection
- Pre-set depth stops for repeat cuts at 1/8", 1/4", 1/2", 3/4", 1", 1-1/4", 1-1/2" and 1-3/4"

Helical cutterhead with 26 cutter inserts



\$699.99

Replacement Helical cutter insert kit (10 pcs)

KW-204

Fits: KC-6HJC, KC-8HJC & KC-13HPC **\$79.99**

15" PLANER

KC-382CFX

- 3 HP motor
- 6" max planing thickness
- 2 speed autofeed
- Includes cabinet stand, planing knife, setting gauge and 4" dust collector outlet



BUILT-IN MOBILE BASE



\$1699.

15" PLANER

KC-385FX

- 3 HP motor
- 8" max planing thickness
- Includes cabinet stand, planing knives, knife setting gauge and 4" dust collector outlet



BUILT-IN MOBILE BASE



BUILT-IN MOBILE BASE

20" HEAVY-DUTY PLANER

KC-520C

- Powerful 5 HP 19 Amp 220V motor
- 104-83 cuts per inch
- 2 speeds (16-20 FPM)
- 4 knife cutterhead
- 8" max. planing thickness



BUILT-IN MOBILE BASE



BUILT-IN MOBILE BASE

***\$1859.**

* After \$40.00 mail-in rebate
Sale price \$1899.00
Taxes payable on price before rebate

\$2699.



PROFESSIONAL SCROLL SAWS

16"

KXL-16

- Professional quality scroll saw with 1.3 Amp DC motor
- Variable speed (400-1400 strokes/min)
- Tool free blade change system with blade holders which accept standard 5" pinless blades
- Entire head tilts up to 30° to the left and up to 45° to the right for angled cuts
- Large 12" x 18-1/2" stationary table with built-in 2-1/2" dust chute for dust collector hook-up
- Comes with five 5" pinless blades, replacement blade tension lever kit and adjustment hex. key

\$699.

21"

XL-21/100

- Professional quality scroll saw with 1.3 Amp DC motor
- Variable speed (400-1550 strokes/min)
- Tool free blade change system with blade holders which accept standard 5" pinless blades
- Entire head tilts up to 38° to the left and up to 45° to the right for angled cuts
- Large 13-1/2" x 23-1/2" stationary table with built-in 2-1/2" dust chute for dust collector hook-up
- Comes with five 5" pinless blades, foot switch, replacement blade tension lever kit and adjustment hex. key

\$999.

Comes standard with foot switch

30"

KXL-30/100

- Professional quality scroll saw with 1.3 Amp DC motor
- Variable speed (400-1550 strokes/min)
- Tool free blade change system with blade holders which accept standard 5" pinless blades
- Entire head tilts up to 38° to the left and up to 45° to the right for angled cuts
- Large 14" x 32-1/2" stationary table with built-in 2-1/2" dust chute for dust collector hook-up
- Comes with five 5" pinless blades, foot switch, replacement blade tension lever kit and adjustment hex. key

\$1239.

Comes standard with foot switch



Built-in dust blower system

OPTIONAL

Pedal Switch

XL-100



\$39.99



Built-in dust blower system

OPTIONAL

STAND

KSS-16XL
For Models:
KXL-16 &
XL-21/100



\$99.



Built-in dust blower system

OPTIONAL

STAND

KSS-30XL
For Model:
KXL-30/100



\$99.

Router Table Kits

ROUTER TABLE KIT
XL-200MEP

Kit includes:

- XL-080- Router Table Fence
- XL-049- MDF Table
- XL-114- Phenolic Router Insert Plate
- XL-085- Floor Stand with Switch



\$599.99



XL-080



XL-049



XL-114



XL-085

DELUXE ROUTER TABLE KIT
XL-200C

Kit includes:

- XL-125- Router Lift
- XL-080- Router Table Fence
- XL-075- Cast-iron Table
- XL-130- Universal Dust Collection Kit
- XL-085- Floor Stand with Switch



\$1449.99



XL-125




XL-080



XL-075



XL-130



XL-085

ACCESSORIES

36" DELUXE ROUTER TABLE

XL-080

- 2-1/2" dust chute



\$229.99

32" x 24" MDF ROUTER TABLE

XL-049

- 11-3/4" x 9-1/4" table opening



\$199.99

32" x 24" CAST-IRON ROUTER TABLE

XL-075

- 11-3/4" x 9-1/4" table opening



\$499.99

PHENOLIC ROUTER INSERT PLATE

XL-114

- 11-3/4" x 9-1/4"



\$69.99

ROUTER REDUCER COLLARS

XL-314

3-1/4"

XL-312

3-1/2"



\$19.99

\$19.99

4 PC. INSERT RING KITS

XL-074

Zero Clearance

XL-076

(1/4", 1/2", 1-3/8", 2-1/2")



\$69.99

\$69.99

UNIVERSAL DUST COLLECTION KIT

XL-130

- Access door, air vent, power cord clamp, 4" dust chute with 2-1/2" side inlet and dust hose




\$119.99

ROUTER LIFT WITH HEIGHT LOCK

XL-125

- Heavy-duty construction with 11-3/4" x 9-1/4" anodized aluminum top plate




\$399.99

FLOOR STAND WITH SWITCH

XL-085

- 120V receptacle to connect outer power cord



\$299.99

HOLLOW CHISEL MORTISERS

1/2" HOLLOW CHISEL MORTISER WITH 4 PC. CHISEL SET

MA-1020

- Powerful 1/2 HP enclosed fan cooled ribbed body motor
- Gas head cylinder for smooth and controlled cuts
- Comes complete with 4 pc. 3/4" shank chisel and bit set (1/4", 5/16", 3/8" & 1/2"), 1/2" chuck and key, hold down and 4 hex. keys



\$339.99

5/8" HOLLOW CHISEL MORTISER WITH TILTING HEAD

MA-1050ST

- Powerful 3/4 HP
- Includes sleeve adaptors which accept 5/8" and 3/4" diameter chisel shanks
- Comes complete with mortising chisel and bit set (1/4", 5/16", 3/8" & 1/2"), 1/2" chuck and key, column mounted hold down, pair of 9 position table hold downs and quick release vise

OPTIONAL STAND
SS-1050ST



\$99.99

SLIDING WORK TABLE

Head tilts from 0° to 30° to the right and left



\$599.99

1" HOLLOW CHISEL MORTISER WITH TILTING HEAD

MA-1075ST

- Powerful 1 HP 110V/220V dual voltage motor
- 1/4" to 1" chisel and bit capacity
- Large longitudinal and transversal 19" x 12-1/2" sliding table prevents unnecessary repositioning and reclamping of the workpiece
- Accept 5/8" and 3/4" diameter chisel shanks
- Includes chisel adaptor bushings which accept 5/8" and 3/4" diameter chisel shanks
- Comes complete with mortising chisel and bit set (1/4", 3/8", 1/2" & 3/4"), chisel adaptor bushings, 1/2" chuck and key

Head tilts from 0° to 30° to the right and left for angle mortise cuts

OPTIONAL STAND
SS-1075ST



\$299.



\$1599.

13-SPINDLE LINE BORING MACHINE

KC-1300BM

- Powerful 1.5 HP 110V motor
- Designed for simultaneous multi-hole line boring or drilling, ideal for cabinet makers or shelving applications
- 13 spindles spaced 1-1/4" on centre, allowing drilling up to 13 evenly spaced holes
- Fully adjustable aluminum fence with work stops at each end to line up workpiece from the right or left to perform parallel boring patterns
- Indexing pins allow correct spindle alignment for resuming line boring operations in long workpieces

\$2499.



Large 31-1/2" x 15-3/4" melamine table top

STAND INCLUDED

BLUM® HINGE BORING HEAD ATTACHMENT

KW-162

- Blum style 45mm-9.5mm three-hole pattern
- 3 spindle heads (rotation-2 left/1 right)
- Can be used with or without the 8mm boring bits
- Comes with 35mm hinge boring bit, 8mm boring bits (1 left/1 right), link-bar and adjustment wrench



\$799.



Adjustable height stop and depth stop



Adjustable fence work stops and extension work stops

POWER FEEDERS

KPF-30V **VARIABLE SPEED**

- 3 feed rollers
- 3 1/8" roller diameter
- 1 3/16" roller width
- Variable feed rate of 7-40 feet per minute

1.2 Amp. Motor




\$539.99

KPF-32

- 3 feed rollers
- 3 1/8" roller diameter
- 1 3/16" roller width

2.5 Amp. Motor



\$899.99

KPF-34

KPF-34-5

- 3 feed rollers
- 4 3/4" roller diameter
- 2 1/4" roller width

**6.2 Amp. Motor (220V)
2.7 Amp. Motor (550V)**



\$1199.99

INDUSTRIAL WOODWORKING SHAPERS

INDUSTRIAL WOODWORKING SHAPER

KC-351S

- Spindle travels a full 3"
- Spindle speeds, 8,000 & 10,000 RPM
- Comes complete with 1/2" & 3/4" interchangeable spindles, 1/4" & 1/2" router bit adaptors and a miter gauge

3/4" UNIVERSAL SHAPER CUTTERHEAD WITH 13 INTERCHANGEABLE PROFILE CUTTERS
KW-091

\$199.99



Powerful 3 HP motor (220V)

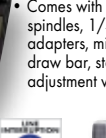
\$1899.

BUILT-IN MOBILE BASE

5 HP 1-1/4" INDUSTRIAL SHAPER WITH DIGITAL READOUT

KC-366SH

- Spindle travels a full 4"
- Spindle speeds, 5,000, 7,000 & 10,000 RPM
- Comes with 3/4" and 1-1/4" interchangeable spindles, 1/4" and 1/2" router bit adaptors, mite gauge, feather boards, draw bar, starter pin and adjustment wrenches



Powerful 5 HP motor (220V)

\$4399.



Easy access control panel



Precision fence with micro-adjustment

OSCILLATING SPINDLE SANDER

KC-OVS-FX3

- 1" to 4" rubber drums can be fitted on both ends for full use of the entire spindle
- 4" Dust chute for dust collector hook-up
- Heavy-duty oil bath gearbox with oil level sight gauge
- 10 interchangeable spindles (1/4" x 5", 3/8" x 6", 1/2" x 6", 5/8" x 6", 3/4" x 9", 1" x 9", 1 1/2" x 9", 2" x 9", 3" x 9" and 4" x 9")
- Includes 3 interchangeable table inserts and

24 1/4" x 24 1/4"
cast iron tilting table



\$1649.

OSCILLATING SPINDLE SANDERS & ACCESSORIES

OSCILLATING SPINDLE SANDER

KC-OVS-TL

- Table can be tilted downwards up to a maximum of 45° to allow the sanding of beveled parts
- Comes standard with 3 spindles (1/4", 1/2" and 5/8") and 2 drums (1-1/2" and 2")

\$569.99



OPTIONAL STAND \$89.99
SS-OVS-TL



SLEEVE KITS

6" x 3/8" to 5/8"
9" x 3/4" to 4"

Model	Sleeve Size	Grit	Units/Kits	Price
SL-525-80	5" x 1/4"	80	1	\$4.99
SL-525-120	5" x 1/4"	120	1	\$4.99
SL-638-80	6" x 3/8"	80	1	\$4.99
SL-638-120	6" x 3/8"	120	1	\$4.99
SL-612-80	6" x 1/2"	80	1	\$4.99
SL-612-120	6" x 1/2"	120	1	\$4.99
SL-658-80	6" x 5/8"	80	1	\$4.99
SL-658-120	6" x 5/8"	120	1	\$4.99
SL-934-80	9" x 3/4"	80	1	\$4.99
SL-934-120	9" x 3/4"	120	1	\$4.99
SL-910-80	9" x 1"	80	1	\$4.99
SL-910-120	9" x 1"	120	1	\$4.99
SL-915-80	9" x 1 1/2"	80	1	\$5.99
SL-915-120	9" x 1 1/2"	120	1	\$5.99
SL-920-80	9" x 2"	80	1	\$6.99
SL-920-120	9" x 2"	120	1	\$6.99
SL-930-80	9" x 3"	80	1	\$8.99
SL-930-120	9" x 3"	120	1	\$8.99
SL-940-80	9" x 4"	80	1	\$9.99
SL-940-120	9" x 4"	120	1	\$9.99

6" X 48" BELT & 12" DISC SANDERS

KC-790FX

\$1399.

KC-790FX-DC
WITH BUILT-IN DUST COLLECTOR

\$1649.

- Powerful 1.5 HP, 110V/220V motor
- 4" dust chute for dust collector hook-up (KC-790FX only)
- Comes with aluminum miter gauge, cast-iron work stop, T-slot centre point, enclosed stand and adjustment hex. keys



Dust Collector
Bag KDCB-790



\$39.99

BELT & DISC SANDERS & ACCESSORIES

6" x 48" BELT & 9" DISC SANDER

KC-760L

- Two 2-1/2" dust chutes with 2-1/2" to 4" adaptor for dust collector hook-up
- Comes complete with miter gauge, 2-1/2" to 4" dust chute adaptor and sturdy enclosed cabinet stand

\$479.99



1HP Motor

6" x 48" BELT & 12" DISC SANDER

KC-788FX

- 1.5 HP belt drive motor
- Sturdy cabinet stand
- 2-4" Dust chutes
- Quick belt release lever
- Heavy duty cast iron tables
- Miter gauge

\$1099.

9" STICK-ON ADHESIVE DISC KITS

Model	Disc size	Grit	Units/Kits	Price
SD-9-K-60	9"	60	3	\$6.99
SD-9-K-80	9"	80	3	\$6.99
SD-9-K-100	9"	100	3	\$6.99
SD-9-K-120	9"	120	3	\$6.99

6" x 48" SANDING BELT KITS

Model	Belt Size	Grit	Units/Kits	Price
SB-648-K-60	6" x 48"	60	2	\$9.99
SB-648-K-80	6" x 48"	80	2	\$9.99
SB-648-K-100	6" x 48"	100	2	\$9.99
SB-648-K-120	6" x 48"	120	2	\$9.99

OPTIONAL DISC & BELT SAFETY GUARD KIT

KW-788

\$79.99



OPTIONAL VERTICAL & HORIZONTAL BELT SAFETY GUARD KIT

KW-789

\$79.99



EDGE BANDER

KC-EB100

- DuraTherm™ heating element ensures long life and even heat
- 1500W motor
- Variable temperature range from 490C - 5930C (2000F - 11000F)



\$599.99

Included
Steinel® HG 2000 E
professional heat gun



12" DOVETAIL JIG

K-2796

- Handles materials from 5/16" to 1 1/4" thick, and widths up to 12"
- Unit includes 1/2" aluminum template

\$99.99



MAGNETIC SWITCHES

Comes with twist lock emergency stop button

KMAG-110-811	110V (8-11 Amp.)
KMAG-110-1114	110V (11-14 Amp.)
KMAG-110-1417	110V (14-17 Amp.)
KMAG-220-811	220V (8-11 Amp.)
KMAG-220-1114	220V (11-14 Amp.)
KMAG-220-1417	220V (14-17 Amp.)
KMAG-220-1721	220V (17-21 Amp.)

Comes with 2 wire clamps, 1 padlock and 2 spare keys



\$89.99 ea.

12" DISC SANDER WITH BRAKE

KC-12S

- Aluminum table tilts to allow angle sanding up to 45°
- Comes with adhesive 12" sanding disc and

Manual brake quickly stops sanding disc
\$199.99



Powerful 1.2 HP motor

Integral 2" dust port

1" x 42" BELT & 8" DISC SANDER

KC-703C

- Solid cast-iron tables with miter slots tilt from 0°-45°
- Comes with sanding belt, adhesive sanding disc, miter gauge and adjustment hex. keys

Powerful 1/2 HP, 5.8 Amp induction motor
\$269.99



8" LOW SPEED BENCH GRINDER WITH LIGHT

KC-895LS

- Comes complete with diamond wheel dressing tool, tool rests, eye shields, coarse 60 grit and fine 120 grit 8" x 1" white aluminum oxide grinding wheels



\$129.99

DRUM SANDERS & ACCESSORIES

16" OPEN DRUM SANDER

KC-1632DS

- 10 Amp. motor
- Drum speed: 1,720 RPM
- 2 1/2" dust chute
- Conveyor belt tracking is easy to adjust
- Easy clamping sanding belt loading system
- A metric and imperial depth scale is provided for thickness adjustment

\$1159.



Stand Included

ABRASIVE CLEANER

K-1306

- 1 1/2" x 1 1/2" x 8 1/2"

\$15.99



DUAL DRUM SANDER

KC-26DS

- 3 HP (220V) motor
- 2 speeds (3-20 SFPM)
- Twin 4" dust chutes
- Magnetic safety switch
- Variable feed speed

\$2899.



26"x12" Thickness Capacity

Two 5" aluminum sanding drums are precision balanced and driven by 2 V-belts



5" x 120" SANDING BELT

Model	Belt Size	Grit	Unit	Price
SB-5120-80	5" x 120"	80	1	\$19.99
SB-5120-120	5" x 120"	120	1	\$19.99
SB-5120-150	5" x 120"	150	1	\$19.99
SB-5120-180	5" x 120"	180	1	\$19.99

OSCILLATING EDGE SANDERS & ACCESSORIES



\$1299.

End table allows curved sanding operations



6" x 89" OSCILLATING EDGE SANDER

KC-689-OSC-7

- Sturdy cabinet stand
- 4" Dust chute
- Quick belt release lever
- Comes with miter gauge, table guide and end table

6" x 89" SANDING BELTS

Model	Belt Size	Grit	Unit	Price
SB-689-60	6" x 89"	60	1	\$19.99
SB-689-80	6" x 89"	80	1	\$19.99
SB-689-100	6" x 89"	100	1	\$19.99
SB-689-120	6" x 89"	120	1	\$19.99



\$2299.

6" x 108" EDGE SANDER

CT-108C

- 2 HP motor
- Table size: Front 37" x 7 3/4", Side 19" x 12"
- Fully tilting front table
- 4" Dust chute
- Magnetic safety switch

6" x 108" SANDING BELTS

Model	Belt Size	Grit	Unit	Price
SB-6108-60	6" x 108"	60	1	\$19.99
SB-6108-80	6" x 108"	80	1	\$19.99
SB-6108-100	6" x 108"	100	1	\$19.99
SB-6108-120	6" x 108"	120	1	\$19.99



6" x 108" OSCILLATING EDGE SANDER

\$2599.

KC-108-OSC

- Powerful 2 HP motor
- Oscillating sanding belt
- Balanced 7" rubber drive wheel and 3" crown idler wheel provide uniform belt tracking
- End table allows curved sanding operations
- 4" Dust chute for dust collector hook-up
- Magnetic safety switch



Easy and convenient belt tension and tracking adjustment

WOOD LATHES & ACCESSORIES

10" x 16" WOOD LATHE

KWL-1016C

- All precision-machined cast-iron bedway
- 6 speeds (480, 1270, 1960, 2730, 3327, 4023) RPM
- Complete with MT#2 live center, MT#2 spur center, 3" faceplate, steel knock-out bar, hex. keys and safety glasses

1/2 HP motor

\$399.99



12" x 18" VARIABLE SPEED WOOD LATHE

\$599.99

KWL-1218VS

- Reliable single board computer microprocessor for precise control
- Comes complete with 3" faceplate, 6" & 12" tool rests with 5/8" post diameter, MT#2 spur centre and MT#2 heavy-duty live centre, safety goggles, knock-out rod, tool storage rack, screwdriver and 4 hex. keys

1 HP high performance DC motor

FORWARD & REVERSE FUNCTION

OPTIONAL BED EXTENSION

EXT-1016
Increases the spindle turning capacity to 38"

\$99.99

OPTIONAL BED EXTENSION

EXT-1218VS
Bed extension increases the spindle turning capacity to 44"

\$109.99

Variable speed from 450 - 3,800 RPM

UNIVERSAL STAND & EXTENSION FOR WOOD LATHES

SS-KWL-100

- Leveling feet for stability on uneven floors
- Made of sturdy tubular steel
- Adjustable upper supports with 1" increments

Stand only Fits:

KWL-1016C,
KWL-1218VS

\$159.99

SS-KWL-100 shown here with KWL-1016C installed.

SS-EXT-101

- Leveling feet for stability on uneven floors
- Made of sturdy tubular steel
- Adjustable upper supports with 1" increments
- **Optional stand extension** (mod. SS-EXT-101) provides support for wood lathes fitted with bed extensions

Extension only Fits:

KWL-1016C, KWL-1218VS

\$79.99

SS-KWL-100 & SS-EXT-101 shown here with KWL-1218VS and EXT-1218VS installed.

NOVA G3 WOOD LATHE CHUCK ANNIVERSARY BUNDLE

48260

- 3-3/8" 4 jaw chuck
- 1" x 8 TPI
- 20, 50 & 100mm and Mini Cole jaw sets
- No chuck insert required

Fits:

KWL-1016C,
KWL-1218VS,
KWL-1443VS

\$239.99



4 JAW /4" WOOD LATHE CHUCK

KW-100

Fits models :KWL-1016C,
KWL-1218VS & KWL-1443VS
1" x 8 FPP

\$125.

1-1/4" x 8 TPI WOOD LATHE CHUCK ADAPTOR

KW-200

- Adapts to 1" x 8 TPI wood lathe chuck
- Fits models KWL-1643ABC

\$29.99

8 PC. WOOD LATHE CHISEL SET

KPRO-08

- Long 10" hard wood handles
- Comes in a wood box



\$69.99

14" X 43" VARIABLE SPEED WOOD LATHE WITH DIGITAL READOUT

KWL-1443VS

Pivoting headstock turns 180° and locks into position for outboard turning




- Spindle tachometer with digital readout
- Variable speed from 600 - 2,400 RPM
- Pivoting headstock turns 180°
- Quick release headstock, tailstock and tool rest assembly for easy adjustments
- Comes complete with 6" face plate, 12" tool rest with offset and base, MT#2 headstock and tailstock centres and a adjustment wrenches

\$899.99

WOOD LATHE SAFETY GUARD

KWL-160G

\$299.



16" x 43" WOOD LATHE WITH ELECTRONIC VARIABLE SPEED

KWL-1643ABC

- Powerful 2 HP, 220V, 3 phase motor with 110V, single phase input power converter
- Electronic inverter controls the variable speed range from 45 - 3,750 RPM
- Headstock swivels 360° with positive stops at 45°, 36 x 10° indexing positions
- Comes complete with 6" face plate, 14" tool rest with offset and base, MT#2 headstock spur and tailstock live centres, knock out bar and adjustment wrenches

\$2999.

ULTRA-QUIET OIL-FREE AIR COMPRESSORS

ULTRA-QUIET OIL-FREE AIR COMPRESSOR

KC-1410A

- 1.8 CFM @ 40 PSI
- 1.2 CFM @ 90 PSI
- 125 PSI maximum tank pressure
- 1/4" universal "one touch" quick connect coupler

**1 GALLON
3/4 HP (PEAK)** (60 Decibels)
ASME safety valve



\$179.99

ULTRA-QUIET OIL-FREE AIR COMPRESSOR

KC-2020A

- 3.8 CFM @ 40 PSI
- 2.35 CFM @ 90 PSI
- 125 PSI maximum tank pressure
- Extra long pump life of over 3000 hours

**2 GALLON
2 HP (PEAK)** (60 Decibels)
ASME safety valve



\$229.99

ULTRA-QUIET OIL-FREE AIR COMPRESSOR

KC-4620A

- 3.80 CFM @ 40 PSI
- 2.35 CFM @ 90 PSI
- Extra long pump life of over 3000 hours
- 120 PSI maximum tank pressure

**4.6 GALLON (2 X 2.3)
2 HP (PEAK)** (60 Decibels)
ASME safety valve



\$299.99

ULTRA-QUIET OIL-FREE AIR COMPRESSOR

KC-10020SQ

- 125 PSI maximum tank pressure
- 150 PSI max pressure
- 5.6 CFM @ 40 PSI
- 4.4 CFM @ 90 PSI

**10 GALLON
3 HP (PEAK)** (75 Decibels)
ASME safety valve



\$379.99

STATIONARY 6.5 PEAK HP 60 GALLON AIR COMPRESSOR

KC-6160V1

- 150 PSI max pressure
- 13.4 CFM @ 40 PSI
- 11.2 CFM @ 90 PSI
- High efficiency reed valves

**2 cylinder cast iron
single stage oil
lubricated pump**



\$819.

HIGH OUTPUT 6.5 PEAK HP 60 GALLON AIR COMPRESSOR

KC-5160V1

- 150 PSI max pressure
- 22.6 CFM @ 40 PSI
- 18.5 CFM @ 100 PSI
- High efficiency reed valves

**3 cylinder cast iron
single stage oil
lubricated pump**



\$1399.

HIGH OUTPUT 7.5 PEAK HP 80 GALLON AIR COMPRESSOR

KC-7180V1-MS

- High output 30 CFM @ 100 PSI
- 150 PSI max pressure
- 43 CFM @ 40 PSI
- 30 CFM @ 100 PSI
- Heavy-duty 1/2" ball valve and easy to read tank pressure gauge

**2 cylinder cast iron
single stage oil
lubricated pump**



\$3250.

Comes with magnetic starter

**KING
INDUSTRIAL**

5.5 PEAK HP 20 GALLON AIR COMPRESSOR

KC-2051H2

- 150 PSI max pressure
- 7.6 CFM @ 40 PSI
- 6.0 CFM @ 90 PSI
- ASME safety valve

**WOW
\$599.**



5.5 PEAK HP 24 GALLON AIR COMPRESSOR

KC-3124V2

- 150 PSI max pressure
- 7.6 CFM @ 40 PSI
- 6.0 CFM @ 90 PSI
- ASME safety valve

**2 cylinder cast iron
single stage oil
lubricated pump**



**WOW
\$699.**

TIRE INFLATION GUN WITH PRESSURE GAUGE

K-1630

- 15" flexible rubber hose with lever style chuck, rubber protected 2-1/2" diameter pressure gauge (pressure range of 10-170 PSI) and a quick connect 1/4" NPT air inlet



\$19.99

ARCTIC FLEX

RETRACTABLE AIR HOSE REEL WITH HYBRID POLYMER AIR HOSE



**K-5038FRL
50 ft. x 3/8"**
• All-Weather Flexibility (-40°C to 65°C)
• Comes with wall mounting
\$99.99

MANUAL AIR HOSE REEL WITH HYBRID POLYMER AIR HOSE



**K-10014FRL
100 ft. x 1/4"**
• All-Weather Flexibility (-40°C to 65°C)
• 360° swivel base
\$99.99

(-40°C to 65°C)



HYBRID POLYMER INDUSTRIAL AIR HOSES

HYBRID POLYMER INDUSTRIAL AIR HOSES			
K-2514H	25' x 1/4"	\$19.99	
K-2538H	25' x 3/8"	\$26.99	
K-5014H	50' x 1/4"	\$29.99	
K-5038H	50' x 3/8"	\$39.99	
K-10014H	100' x 1/4"	\$49.99	
K-10038H	100' x 3/8"	\$59.99	
300 PSI MAXIMUM PRESSURE			

PREMIUM HYBRID POLYMER GARDEN HOSES

**150 PSI (Working)
450 PSI (Burst)**



**K-5058GH
5/8" x 50 ft.
\$39.99**
**K-10058GH
5/8" x 100 ft.
\$69.99**

Extreme All-Weather Flexibility Kink resistant

NAILERS & STAPLERS

18 GA. X 1" NARROW CROWN STAPLER KIT

- 8101S
- 3/8" to 1" Staple range
 - Comes with 1/4" air inlet, oiler, hex. keys, & sturdy carrying case

ADJUSTABLE AIR DEFLECTOR



HOT DEAL!
\$49.99

21 GA. X 1/2" CROWN UPHOLSTERY STAPLER KIT

- 8121S
- 1/4" to 5/8" Staple range
 - Comes with 1/4" air inlet, oiler, hex. keys, & sturdy carrying case

ADJUSTABLE AIR DEFLECTOR



\$59.99

16 GA. X 2" MEDIUM CROWN STAPLER KIT

- 8216S-2
- 3/4" to 2" Staple range
 - Comes with 1/4" air inlet, oiler, hex. keys, & sturdy carrying case

ADJUSTABLE AIR DEFLECTOR



\$99.99

5 PEAK HP AIR COMPRESSOR

- 8498
- Durable oil lubricated pump
 - 7.4 SCFM @ 40 PSI
 - 5.7 SCFM @ 90 PSI
 - Air Pressure Regulator and easy to read Pressure Gauges



20
Gallon
tank

\$299.99

18 GA. X 2" BRAD NAILER KIT

- 8201N
- 3/4" to 2" Nail range
 - Comes with 1/4" air inlet, oiler, hex. keys, & sturdy carrying case

ADJUSTABLE AIR DEFLECTOR



HOT DEAL!
\$49.99

18 GA. NAILER/STAPLER KIT

- 8210NS
- 18 Ga. x 1/4" (3/8" to 1 5/8") stapler
 - 18 Ga. (3/4" to 2") nailer
 - Comes with 1/4" air inlet, oiler, hex. keys and sturdy carrying case

2in1

ADJUSTABLE AIR DEFLECTOR

\$59.99



23 GA. X 1 3/8" HEADLESS PIN NAILER KIT

- 8223PN
- 1/2" to 1 3/8" Pin range
 - Comes with 1/4" Air inlet, 2 removable non-marring tips, oiler, hex. keys and sturdy carrying case

ADJUSTABLE AIR DEFLECTOR

\$49.99



23 GA. X 2" HEADLESS PIN NAILER KIT

- 8251PN
- 1/2" to 2" Pin nail range
 - Comes with 1/4" Air inlet, 2 removable non-marring tips, oiler, hex. keys and sturdy carrying case

ADJUSTABLE AIR DEFLECTOR

\$99.99



CLIPPED HEAD FRAMING NAILER KITS

- 8228N
- Shoots standard 2 3/16" - 3 9/16", 28° - 30° nails

ADJUSTABLE AIR DEFLECTOR

\$125.



- 8234N
- Shoots standard 2 3/16" - 3 9/16", 34° nails

\$125.

2" FLOORING STAPLER/CLEAT NAILER KIT

- 8260FSN-2
- 1" to 2" Staple range
 - 1 1/2" to 2" Cleat nail range
 - Comes with mallet, 1/4" air inlet, safety glasses, oiler, hex. keys & sturdy carrying

2 in 1



HOT DEAL!
\$165.

COIL ROOFING NAILER KIT

- 8245RN
- 7/8" to 1 3/4" (11 Ga.)
 - Comes with 1/4" air inlet, debris shield, safety glasses, oiler, hex. keys and sturdy carrying case

ADJUSTABLE AIR DEFLECTOR



HOT DEAL!
\$145.

2-1/2" X 16 GA. BRAD NAILER KIT

- 8225NL
- 3/4" to 2 1/2" Nail range
 - Comes with 1/4" air inlet, oiler, hex. keys, & sturdy carrying case

ADJUSTABLE AIR DEFLECTOR



HOT DEAL!
\$99.99

DRILL PRESSES & ACCESSORIES

**DRILL PRESS
CHUCK
SAFETY
GUARD**
KM-117N
Fits KC-117FC
\$19.99



15" DRILL PRESS with DUAL LASER GUIDE SYSTEM

- KC-117FN
- 7.5 Amp. motor
 - Spindle taper MT #2
 - 16 speed (220-3600 spindle RPM)
 - 3-1/8" stroke
 - 5/8" chuck

\$519.

**DRILL PRESS
CHUCK
SAFETY
GUARD**
KM-118
Fits KC-118FC
\$19.99



17" DRILL PRESS

- KC-118FC
- 12.5 Amp. motor
 - 16 speeds (240-3400 RPM)
 - 17" swing
 - 3 1/4" stroke
 - 5/8" chuck

\$625.

17" DRILL PRESS with SAFETY GUARD & LIMIT SWITCH

- KC-118FC-LS
- 12.5 Amp. motor
 - 16 speeds (240-3400 RPM)
 - 17" swing
 - 3 1/4" stroke
 - 5/8" chuck

\$725.



LONG STROKE

17" LONG STROKE DRILL PRESS with SAFETY GUARD

- KC-119FC-LS
- Motor: 12.5 Amp. @ 110V, 6.25 amp. @ 220V
 - 12 speeds (255-2750 RPM)
 - 16 15/16" swing
 - 6" stroke
 - 3/4" chuck

\$999.

**DRILL PRESS
CHUCK
SAFETY
GUARD**
KM-122
Fits KC-122FC
\$19.99

22" DRILL PRESS

- KC-122FC
- 12.5 Amp. motor
 - 1 1/4" capacity
 - Spindle taper MT #4
 - 12 speeds (180-4200 RPM)
 - 4 3/4" stroke
 - 3/4" chuck

\$1049.

22" DRILL PRESS with SAFETY GUARD & LIMIT SWITCH

- KC-122FC-LS
- 12.5 Amp. motor
 - 1 1/4" capacity
 - Spindle taper MT #4
 - 12 speeds (180-4200 RPM)
 - 4 3/4" stroke
 - 3/4" chuck

\$1149.



DVR with Adaptive Control™ Software

BY: KING INDUSTRIAL

18" NOVA VOYAGER DVR DRILL PRESS

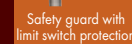
58000

- Powerful direct drive 1.75 HP high torque motor with no pulleys or belts to cause vibration
- Variable speed range: 50 - 3,000 RPM (Optional Setting 50, 5,500 RPM)
- Spindle taper MT #2
- Digital Variable Reluctance (DVR) Direct Drive Technology with Adaptive Control™ Software
- Comes with 5/8" drill chuck & key, firmware USB cable, knockout wedge, adjustment wrench and hex. keys

\$1999.



Variable speed handwheel with digital readout



Safety guard with limit switch protection

15" VARIABLE SPEED INDUSTRIAL DRILL PRESS

KC-30HS-VS

- Motor: 14 Amp. @ 115V, 7 Amp. @ 230V
- 5/8" capacity
- Spindle taper JT#3
- Variable speeds (400 - 5,000 RPM)

\$2299.



Wood Mortising ATTACHMENTS

MA-511

- Kit comes with chisel holder, holddown arms, holddown bracket, fence, ring bushing adaptors, 4 pc. 1/2" shank mortising chisels & bits and carrying case

\$99.99



Cross slide VISES

KCV-4N 4" **\$59.99**

KCV-5N 5" **\$79.99**

KCV-6N 6" **\$99.99**

Makes lateral or longitudinal adjustments simple



Drill Press VISES

KPV-3 3" **\$15.99**

KPV-5 5" **\$29.99**

KPV-4 4" **\$19.99**

KPV-6 6" **\$39.99**



4" ALUMINUM BLAST GATE K-1142



\$18.99

4" BLAST GATE K-1007



\$8.99

4" T-FITTING K-1013



\$8.99

4" Y-FITTING K-1015



\$8.99

4" ELBOW K-1017



\$8.99

4" SPLICE K-1019



\$8.99

1" - 6" UNIVERSAL ADAPTOR K-1039



\$8.99

4" & 5" WIRE HOSE CLAMPS 4"-K-1317 5"-K-1318



\$1.99

CLEAR FLEXIBLE COLLAPSIBLE PVC HOSE 4"-K-1033-50



\$2.99
Lin. Ft.

PVC HOSE K-1034-50 4"



\$2.99
Lin. Ft.

\$4.49
Lin. Ft.

DUST COLLECTION SEPARATOR with ELBOW K-1056/ K-1017



To maximize the cyclonic
air flow
in the drum

\$39.99

4" DUST COLLECTION HOOK-UP SYSTEM



Ideal for connecting two machines to a dust collector

KW-270

27 pc Kit includes;

- 4 pc- 4" x 36" Clear tubes
- 1 pc- 4" x 7" Clear tube
- 2 pc- 4" 45 degree elbows
- 2 pc- 4" 90 degree elbows
- 7 pc- 4" adaptor fittings
- 2 pc- 4" Blast gates
- 1 pc- 4" Y-fitting
- 8 pc- retaining Brackets (including 16 screws and 16 wall plugs)



\$139.99

27 PC

1 MICRON FELT UPPER BAGS

KDCB-3108T-1MIC

Fits: KC-3108C

\$39.99 ea.

CLOTH BOTTOM DUST BAG

KDCB-3105B

Fits KC-3105C

\$29.99

SEE THROUGH PLASTIC BOTTOM DUST BAG

KDCB-5

5 BAGS PER BOX

\$19.99

DUST COLLECTORS & ACCESSORIES

600 CFM

KC-1105C

- 1 HP motor
- Heavy duty bag
- Comes complete with 10' hose, dust hood, dust hood support and wheel castors for portability

REMOTE POWER CONTROL SYSTEMS

- 120° Infrared ray receiving angle
- Includes mounting hardware and 2 AAA batteries



\$99.99 **\$99.99**

99 Minute Timer



\$259.99

2280 CFM

KC-4045C

- 3 HP (220V) motor
- Improved metal impellers are precision balanced and designed for maximum air flow performance
- 4" diameter dust ports accept accessory hoses for attaching up to 3 machines
- Comes with wheel castors for portability



\$799.

1200 CFM

- 1200 CFM air suction capacity
- Improved metal impellers for maximum air flow performance
- Comes with wheel castors for portability



\$459.99

1200 CFM

- 2 HP (220V) motor
- Improved metal impellers for maximum air flow performance
- Comes with wheel castors for portability



\$549.

3980 CFM

KC-5043FX-2 5 HP (220V)
KC-5043FX-6 5 HP (600V)

- Improved metal impellers are precision balanced and designed for maximum air flow performance
- 4" diameter dust ports accept accessory hoses for attaching up to 4 machines
- Comes with wheel castors for portability



Dust bag comes with see-through window

\$2099.

TOTAL HEIGHT 11 FT.

CYCLONE DUST COLLECTORS & ACCESSORIES

1.5 HP CYCLONE DUST COLLECTOR 988/1320 CFM KC-8150C

- Noise level reading at 36": 78 dB
- Static pressure (inch of water): 9.7
- 29 Gallon steel drum with quick release handle and castor wheels for easy disposal
- Complete with 4 locking castor wheels for portability
- Dust port opening: 2 x 4" / 1 x 6"

INCLUDED Remote Control

NEW



\$1299.

2 HP CYCLONE DUST COLLECTOR 1071/1650 CFM KC-8200C

- Noise level reading at 36": 78 dB
- Static pressure (inch of water): 10.9
- 29 Gallon steel drum with quick release handle and castor wheels for easy disposal
- Complete with 4 locking castor wheels for portability
- Dust port opening: 2 x 4" / 1 x 7"

INCLUDED Remote Control

NEW



\$1799.

3 HP CYCLONE DUST COLLECTOR 1942/2900 CFM KC-8300C

- Noise level reading at 36": 78 dB
- Static pressure (inch of water): 11
- 54 Gallon steel drum with quick release handle and castor wheels for easy disposal
- Complete with 4 locking castor wheels for portability
- Dust port opening: 3 x 4" / 1 x 8"

INCLUDED Remote Control

NEW



\$2399.

OPTIONAL 6pc. heavy-duty bags kit

KDCB-82 (Fits: KC-8150C KC-8200C) **\$29.99**

KDCB-83 (Fits: KC-8300C) **\$49.99**

KDCB-85 (Fits: KC-8500C) **\$49.99** 5 drum bags/1 canister filter bag

DUST COLLECTORS WITH 1 MICRON CANISTER FILTERS

1200 CFM DUST COLLECTOR WITH CANISTER FILTER KC-3105C/KDCF-3500

- Noise level reading at 36": 66-77 Db
- Static pressure (inch of water): 9.5
- Dust port opening: 2 x 4" / 1 x 6"

1.5 HP
12 Amp. @ 120V
6 Amp. @ 220V



\$649.99

1200 CFM DUST COLLECTOR WITH CANISTER FILTER KC-3109C/KDCF-3500

- Noise level reading at 36": 66-77 Db
- Static pressure (inch of water): 9.5
- Dust port opening: 2 x 4" / 1 x 6"

2 HP
9 Amp. @ 220V



\$749.

2280 CFM DUST COLLECTOR WITH CANISTER FILTER KC-4045C/KDCF-3500

- Noise level reading at 36": 75-85 Db
- Static pressure (inch of water): 11.8
- Dust port opening: 3 x 4" / 1 x 8"

3 HP
10 Amp. @ 220V



\$1199.99

5 HP CYCLONE DUST COLLECTOR

KING INDUSTRIAL

NEW

KC-8500C

- Noise level reading at 36": 78 dB
- Static pressure (inch of water): 14.5
- 54 Gallon steel drum with quick release handle and castor wheels for easy disposal
- Complete with 4 locking castor wheels for portability
- Canister filter insulation panels with foam insulation lowers noise level
- Dust port opening: 5 x 4" / 1 x 10"

2701/4400 CFM

Auto Canister Filter Cleaner



\$3399.

3 SPEED AIR CLEANERS

2 stage filtration, one disposable electrostatic 5microns outer filter and 1 micron inner two pocket filter

KAC-410
• .9 Amp. motor

Air capacity 410 CFM



COMES WITH 3-SPEED REMOTE CONTROL

\$229.99

KAC-1050
• 3 Amp. motor

Air suction capacity 556, 702, 1050 CFM



COMES WITH 3-SPEED REMOTE CONTROL

\$399.99

KAC-1400
• 3 Amp. motor

Air suction capacity 950, 1085, 1400 CFM



COMES WITH 3-SPEED REMOTE CONTROL

\$499.99

We reserve the right to limit quantities. We reserve the right to correct any typographical and pictorial errors without notice. Articles may vary from illustration shown. Some retailers may not stock all products due to space restrictions and product availability.